

# EHR Satisfaction Results (Example)

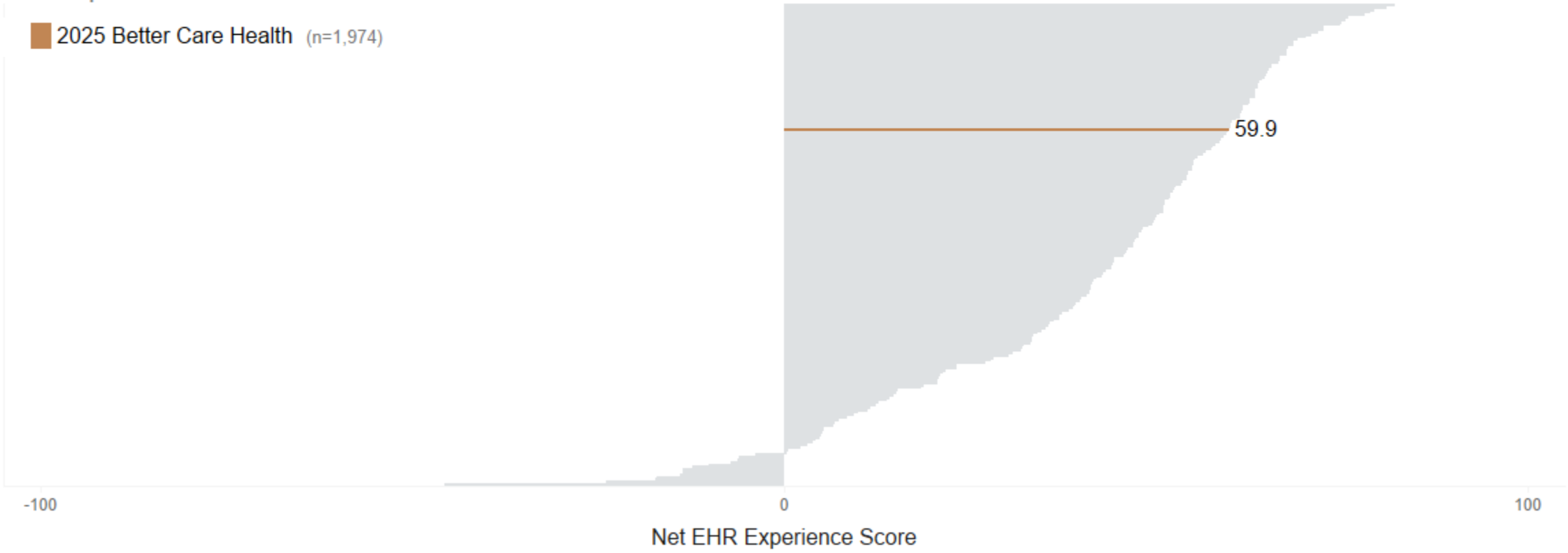
---



# Net EHR Experience Score

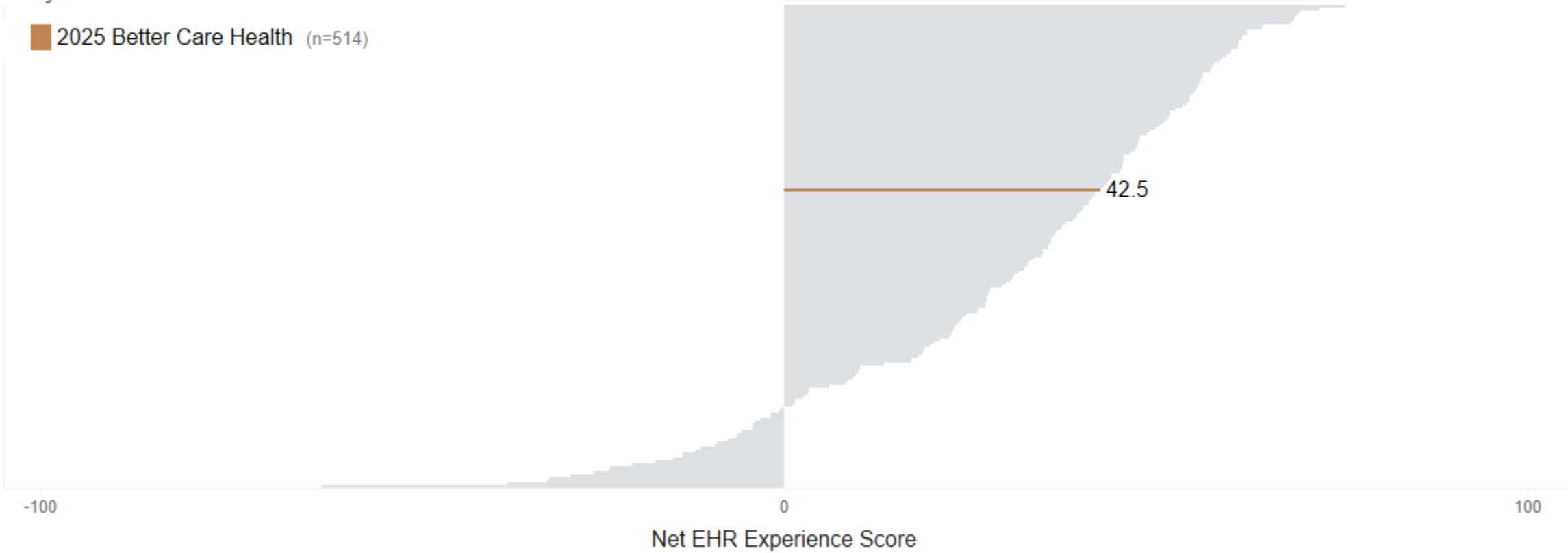
All respondents

2025 Better Care Health (n=1,974)



## Net EHR Experience Score Physicians

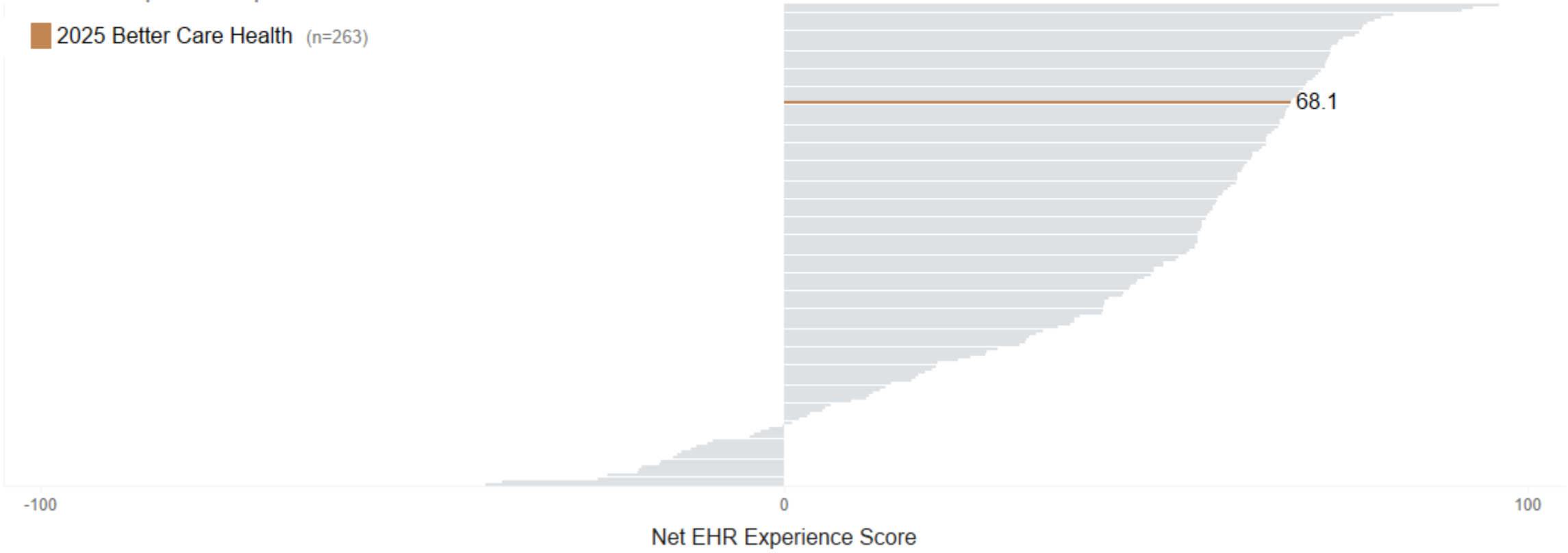
2025 Better Care Health (n=514)



# Net EHR Experience Score

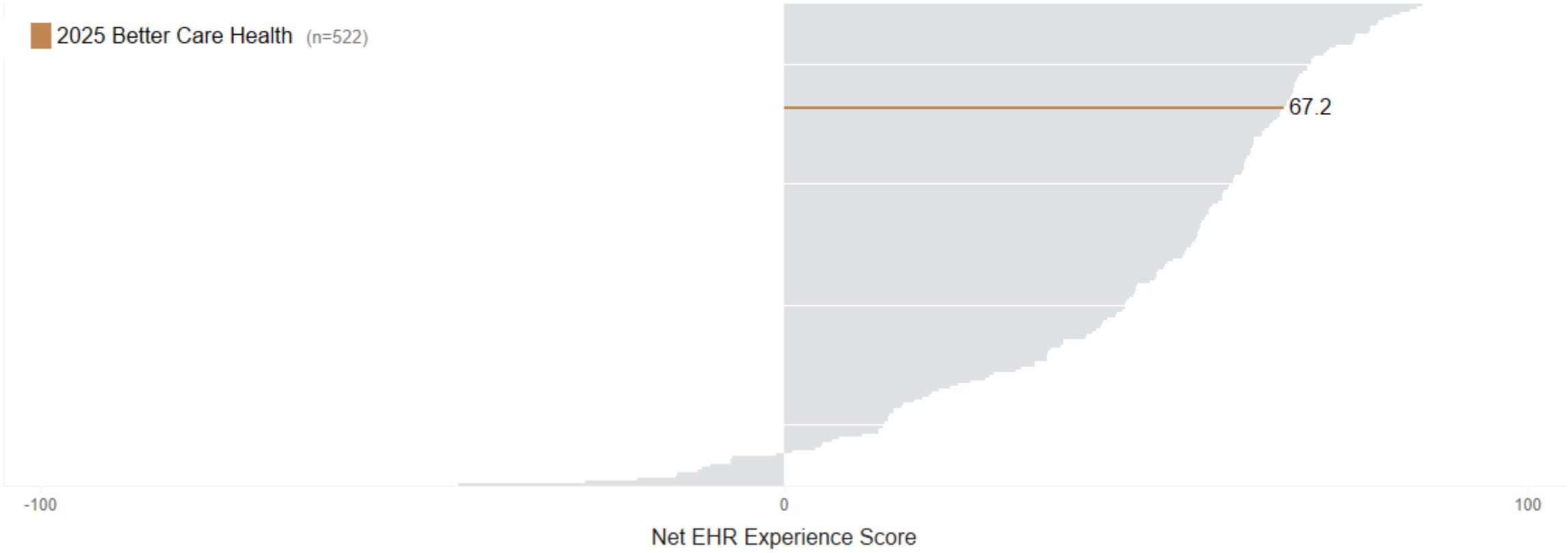
Advanced practice providers

2025 Better Care Health (n=263)



# Net EHR Experience Score Nurses

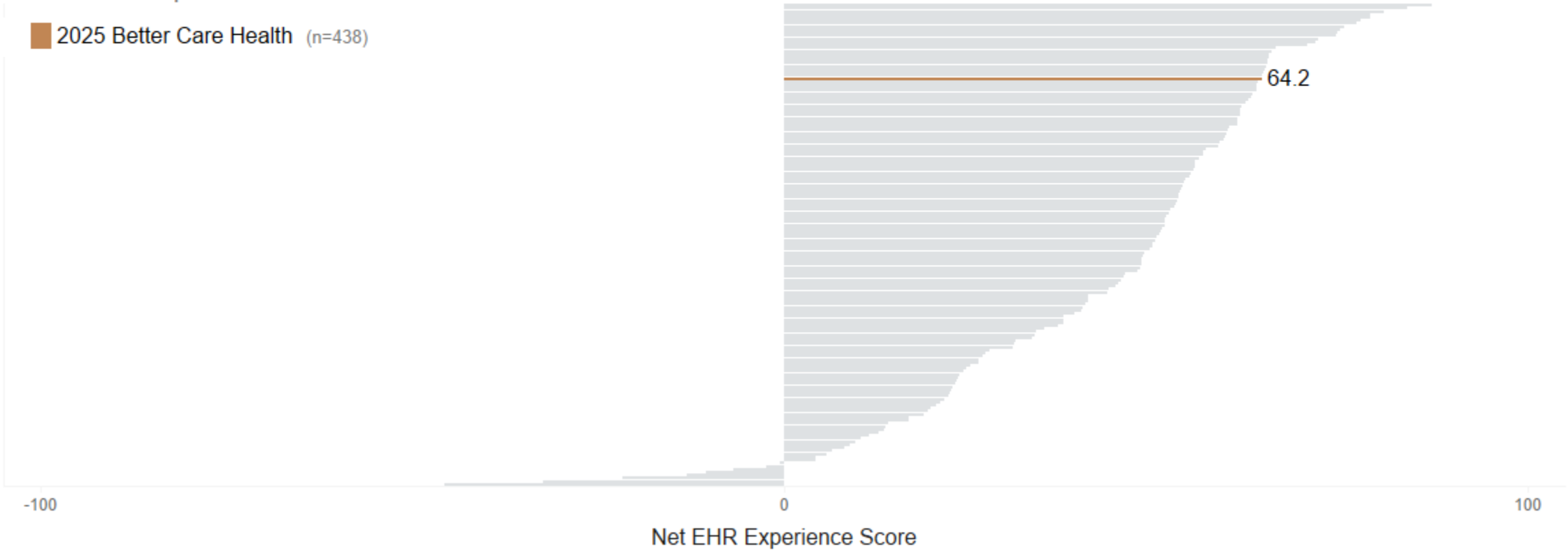
2025 Better Care Health (n=522)



# Net EHR Experience Score

Allied health professionals

2025 Better Care Health (n=438)



# Net EHR Experience Score

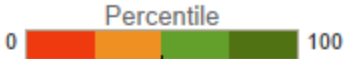
## 2025 Better Care Health



	Current Score	Overall Arch Collaborative Organizations (n=194)	Epic Organizations (n=126)	Academic Health System Organizations (n=31)
All respondents	59.9 (n=1,974)	74th Percentile	61st Percentile	70th Percentile
Physicians	42.5 (n=514)	62nd Percentile	46th Percentile	58th Percentile
Advanced practice providers	68.1 (n=263)	80th Percentile	70th Percentile	85th Percentile
Nurses	67.2 (n=522)	79th Percentile	67th Percentile	74th Percentile
Allied health professionals	64.2 (n=438)	85th Percentile	74th Percentile	92nd Percentile

# Clinical Practice is Enhanced Through EHR Use

2025 Better Care Health

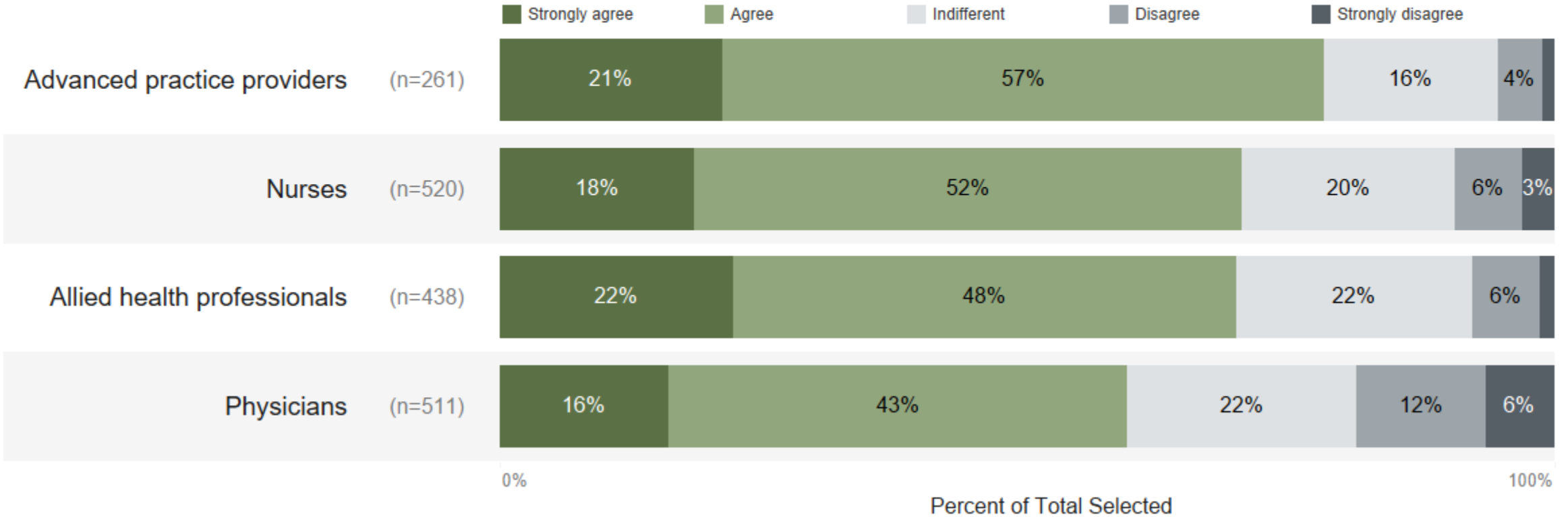


	Percent Agree	Overall Arch Collaborative Organizations (n=177)	Epic Organizations (n=115)	Academic Health System Organizations (n=25)
All respondents	68% (n=1,966)	73rd Percentile	58th Percentile	71st Percentile
Physicians	59% (n=511)	55th Percentile	37th Percentile	48th Percentile
Advanced practice providers	78% (n=261)	74th Percentile	63rd Percentile	73rd Percentile
Nurses	70% (n=520)	63rd Percentile	50th Percentile	59th Percentile
Allied health professionals	70% (n=438)	76th Percentile	64th Percentile	75th Percentile




## Clinical Practice is Enhanced Through EHR Use

2025 Better Care Health



## Net EHR Experience Score by Clinical Background (Respondent Selection)

2025 Better Care Health; All respondents (n > 5)



## Net EHR Experience Score by Primary Work Location

2025 Better Care Health; Physicians (n>5)

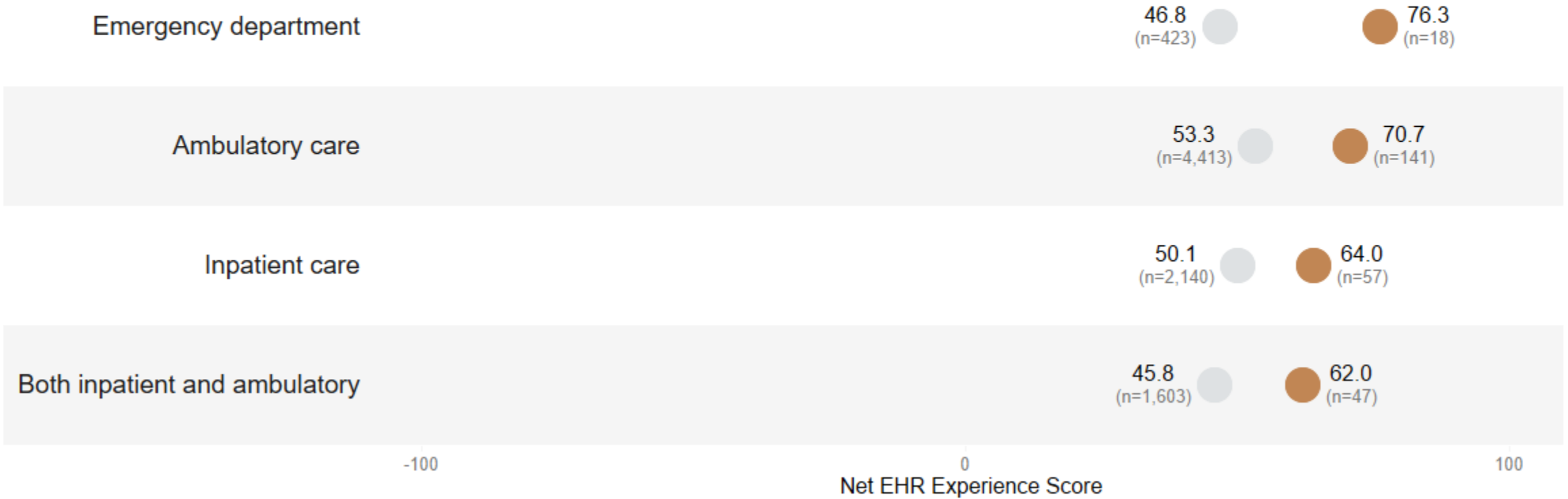
2025 Better Care Health  
Overall Arch Collaborative



## Net EHR Experience Score by Primary Work Location

2025 Better Care Health; Advanced practice providers (n>5)

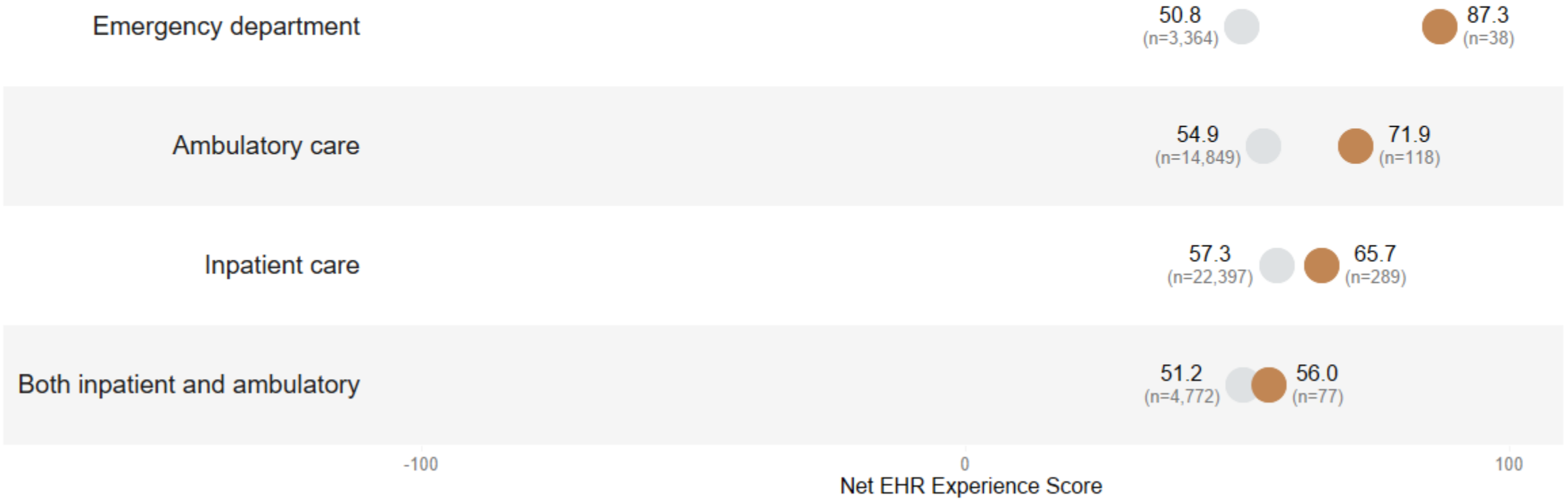
2025 Better Care Health  
Overall Arch Collaborative



## Net EHR Experience Score by Primary Work Location

2025 Better Care Health; Nurses (n>5)

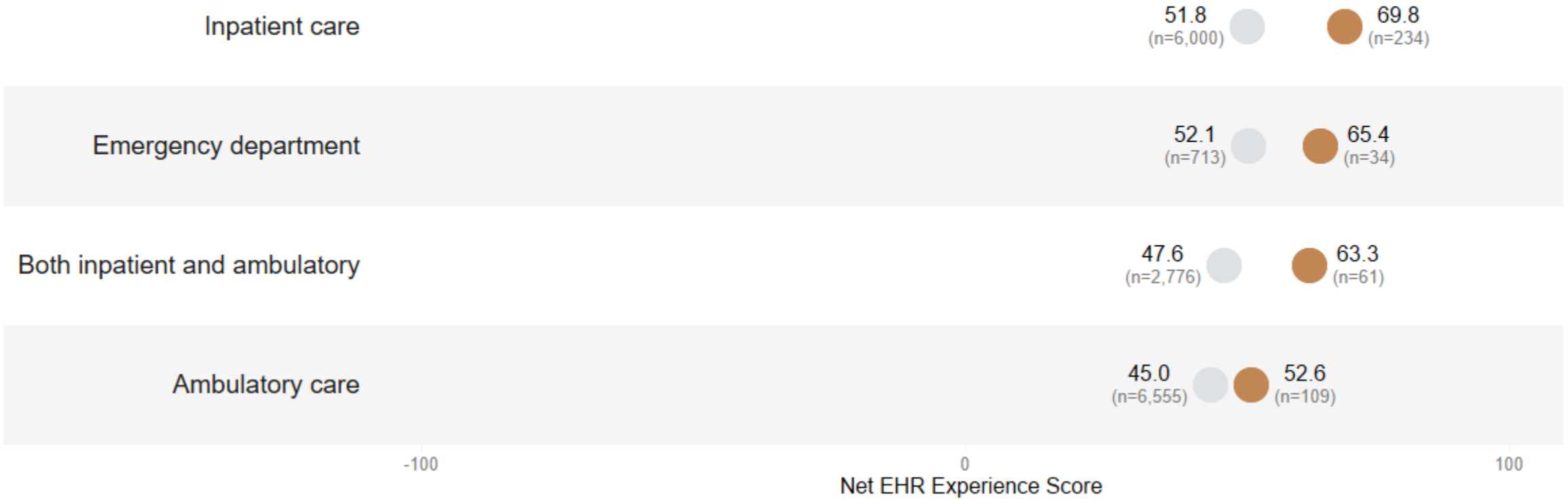
2025 Better Care Health  
Overall Arch Collaborative



## Net EHR Experience Score by Primary Work Location

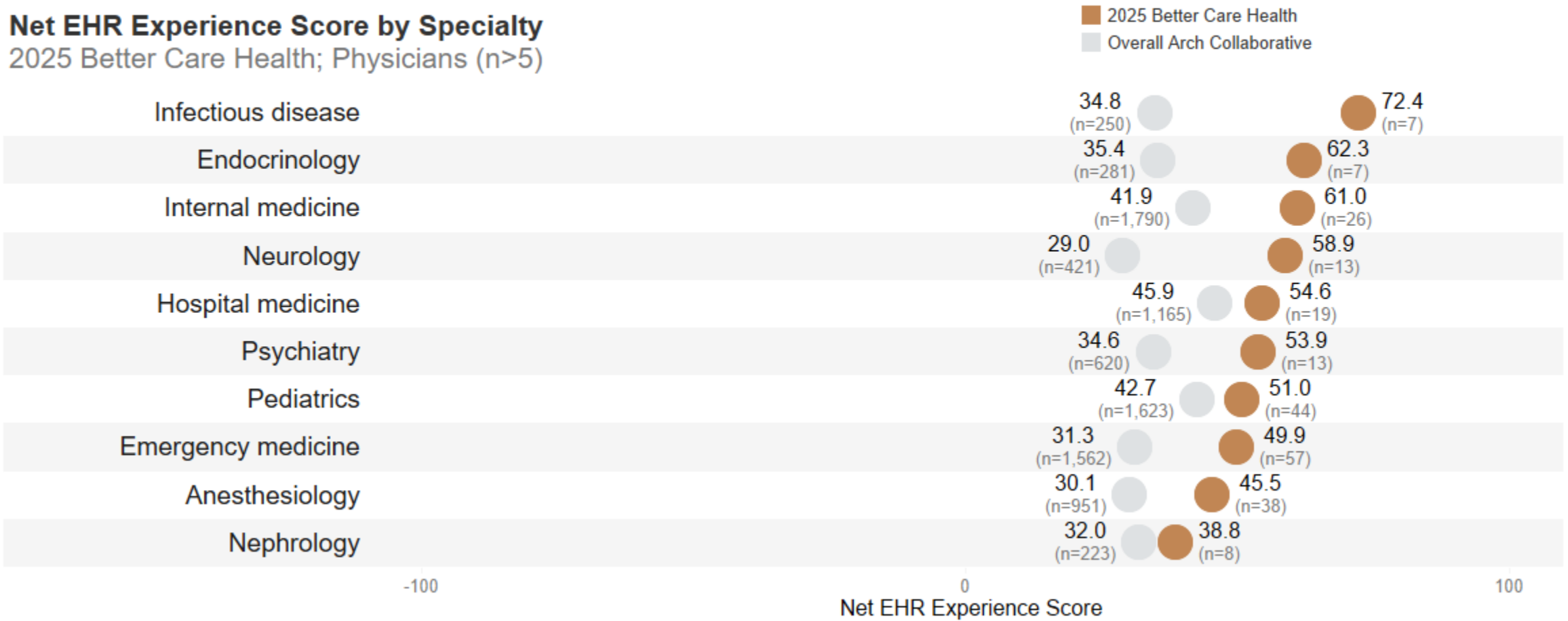
2025 Better Care Health; Allied health professionals (n>5)

2025 Better Care Health  
Overall Arch Collaborative



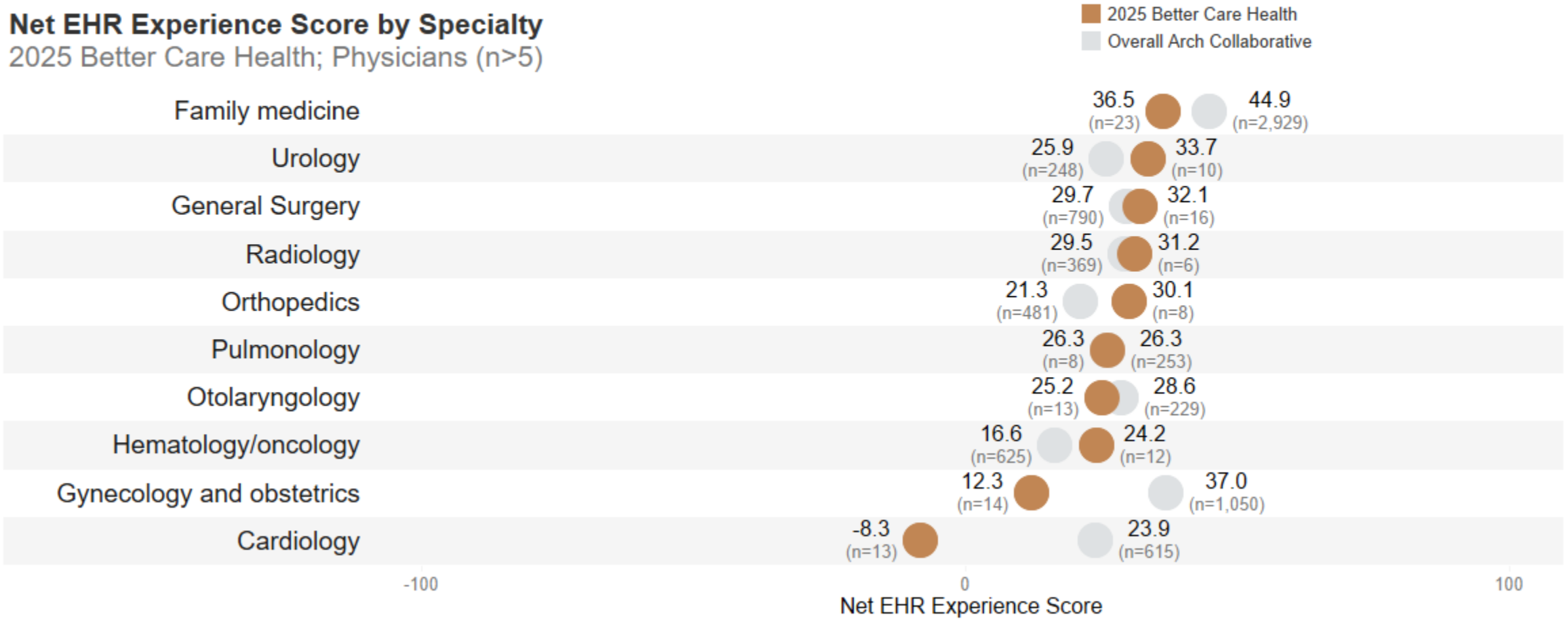
## Net EHR Experience Score by Specialty

2025 Better Care Health; Physicians (n>5)



## Net EHR Experience Score by Specialty


2025 Better Care Health; Physicians (n>5)





## Net EHR Experience Score by Specialty

2025 Better Care Health; Advanced practice providers (n>5)



## Net EHR Experience Score by Nursing Focus Area

2025 Better Care Health; Nurses (n>5)

● 2025 Better Care Health  
● Overall Arch Collaborative



## Net EHR Experience Score by Nursing Focus Area

2025 Better Care Health; Nurses (n>5)

■ 2025 Better Care Health  
■ Overall Arch Collaborative



## Net EHR Experience Score by Specialty

2025 Better Care Health; Allied health professionals (n>5)

● 2025 Better Care Health  
● Overall Arch Collaborative



## Net EHR Experience Score by Specialty

2025 Better Care Health; Allied health professionals (n>5)

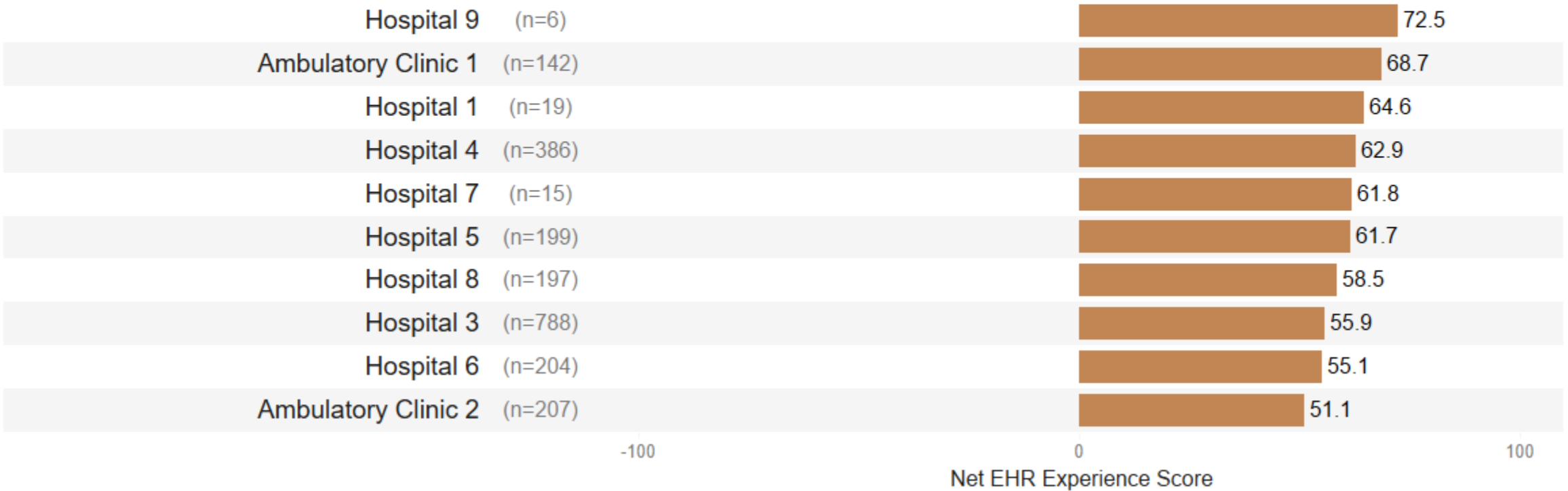
2025 Better Care Health  
Overall Arch Collaborative



## Net EHR Experience Score by Locations of Use

2025 Better Care Health

All respondents (n > 5, multiple selections possible)



## Net EHR Experience Score by Locations of Use

2025 Better Care Health

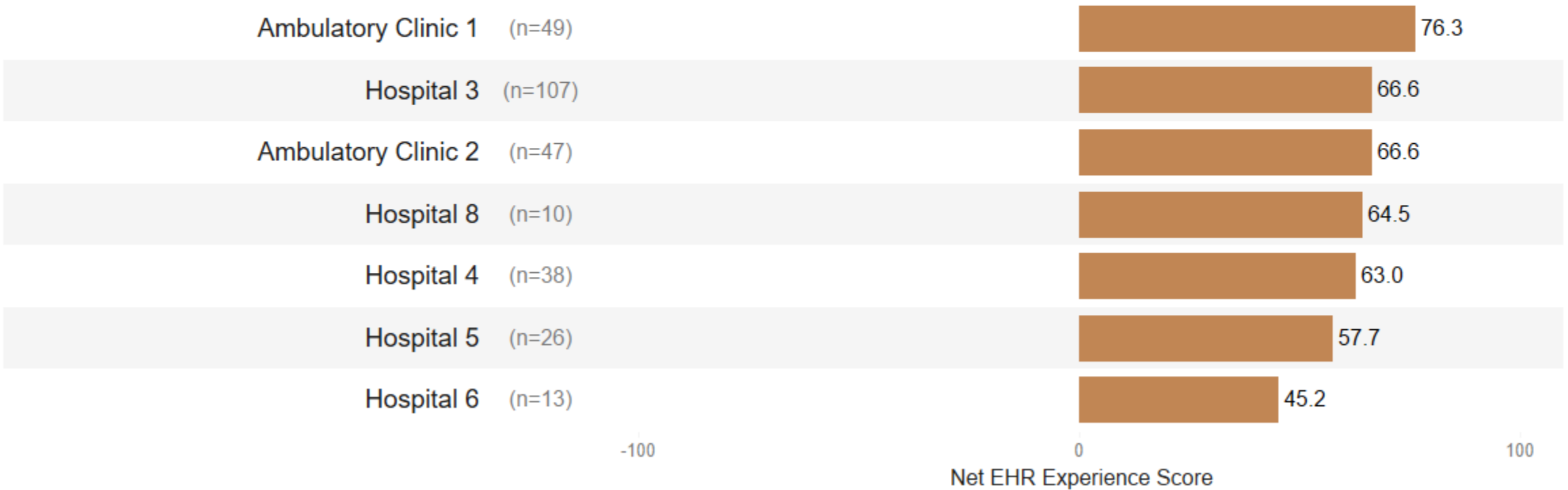
Physicians (n > 5, multiple selections possible)



## Net EHR Experience Score by Locations of Use

2025 Better Care Health

Advanced practice providers (n > 5, multiple selections possible)

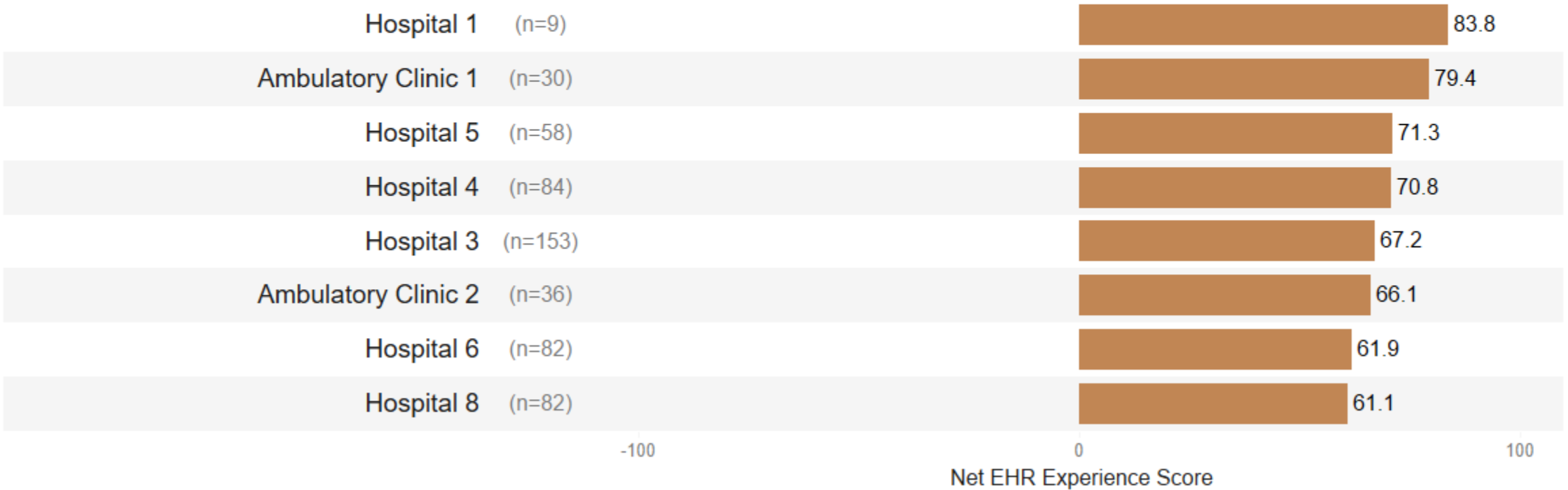




## Net EHR Experience Score by Locations of Use

2025 Better Care Health

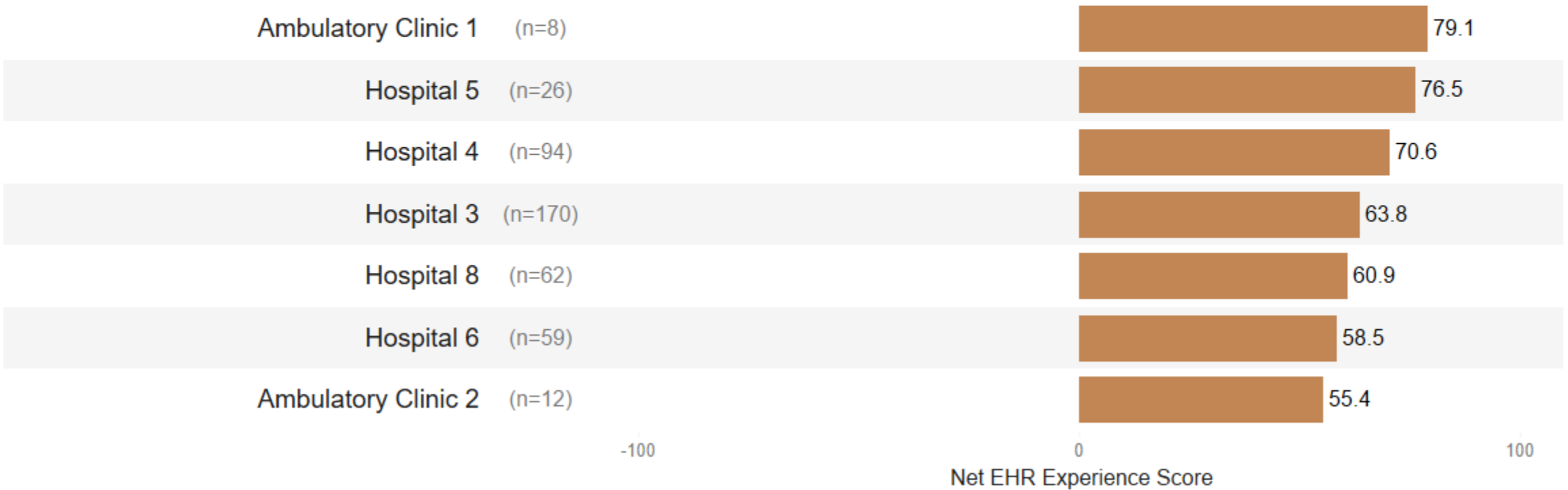
Nurses (n > 5, multiple selections possible)



## Net EHR Experience Score by Locations of Use

2025 Better Care Health

Allied health professionals (n > 5, multiple selections possible)



## EHR Satisfaction Metrics

2025 Better Care Health; All respondents



	Percent Agree	Overall Arch Collaborative Organizations (n=194)	Epic Organizations (n=126)	Academic Health System Organizations (n=31)
Is reliable	90% (n=1,949)	92nd Percentile	87th Percentile	90th Percentile
Has fast system response time	76% (n=1,956)	89th Percentile	82nd Percentile	93rd Percentile
Has needed internal integration	79% (n=1,950)	71st Percentile	55th Percentile	63rd Percentile
Has needed external integration	53% (n=1,896)	61st Percentile	41st Percentile	57th Percentile
Has functionality	74% (n=1,960)	70th Percentile	54th Percentile	73rd Percentile
Is easy to learn	66% (n=1,958)	77th Percentile	70th Percentile	70th Percentile
Enables efficiency	63% (n=1,960)	76th Percentile	64th Percentile	73rd Percentile
Enables patient safety	70% (n=1,928)	67th Percentile	50th Percentile	63rd Percentile
Enables patient-centered care	69% (n=1,922)	69th Percentile	53rd Percentile	70th Percentile
Alerts prevent mistakes	69% (n=1,904)	73rd Percentile	58th Percentile	73rd Percentile
Enables quality care	78% (n=1,937)	69th Percentile	53rd Percentile	63rd Percentile

## EHR Satisfaction Metrics

### 2025 Better Care Health; Physicians



	Percent Agree	Overall Arch Collaborative Organizations (n=180)	Epic Organizations (n=115)	Academic Health System Organizations (n=27)
Is reliable	88% (n=509)	82nd Percentile	74th Percentile	62nd Percentile
Has fast system response time	68% (n=511)	81st Percentile	72nd Percentile	77th Percentile
Has needed internal integration	74% (n=508)	51st Percentile	29th Percentile	42nd Percentile
Has needed external integration	44% (n=506)	52nd Percentile	28th Percentile	35th Percentile
Has functionality	65% (n=512)	59th Percentile	40th Percentile	54th Percentile
Is easy to learn	54% (n=513)	58th Percentile	57th Percentile	69th Percentile
Enables efficiency	46% (n=513)	63rd Percentile	50th Percentile	69th Percentile
Enables patient safety	56% (n=512)	58th Percentile	43rd Percentile	58th Percentile
Enables patient-centered care	49% (n=510)	53rd Percentile	44th Percentile	69th Percentile
Alerts prevent mistakes	60% (n=508)	60th Percentile	44th Percentile	62nd Percentile
Enables quality care	69% (n=513)	49th Percentile	30th Percentile	38th Percentile

## EHR Satisfaction Metrics

2025 Better Care Health; Advanced practice providers



	Percent Agree	Overall Arch Collaborative Organizations (n=176)	Epic Organizations (n=118)	Academic Health System Organizations (n=28)
Is reliable	90% (n=258)	73rd Percentile	59th Percentile	59th Percentile
Has fast system response time	84% (n=261)	94th Percentile	92nd Percentile	96th Percentile
Has needed internal integration	83% (n=262)	63rd Percentile	47th Percentile	59th Percentile
Has needed external integration	57% (n=259)	62nd Percentile	45th Percentile	63rd Percentile
Has functionality	80% (n=261)	73rd Percentile	61st Percentile	81st Percentile
Is easy to learn	68% (n=263)	69th Percentile	62nd Percentile	78th Percentile
Enables efficiency	70% (n=263)	82nd Percentile	75th Percentile	85th Percentile
Enables patient safety	75% (n=263)	65th Percentile	52nd Percentile	70th Percentile
Enables patient-centered care	76% (n=262)	78th Percentile	72nd Percentile	85th Percentile
Alerts prevent mistakes	77% (n=263)	73rd Percentile	61st Percentile	81st Percentile
Enables quality care	86% (n=263)	73rd Percentile	60th Percentile	74th Percentile

## EHR Satisfaction Metrics

### 2025 Better Care Health; Nurses



	Percent Agree	Overall Arch Collaborative Organizations (n=176)	Epic Organizations (n=116)	Academic Health System Organizations (n=28)
Is reliable	90% (n=514)	92nd Percentile	88th Percentile	93rd Percentile
Has fast system response time	78% (n=517)	90th Percentile	84th Percentile	93rd Percentile
Has needed internal integration	81% (n=516)	77th Percentile	69th Percentile	74th Percentile
Has needed external integration	63% (n=498)	77th Percentile	68th Percentile	67th Percentile
Has functionality	81% (n=518)	77th Percentile	70th Percentile	89th Percentile
Is easy to learn	73% (n=512)	78th Percentile	73rd Percentile	70th Percentile
Enables efficiency	69% (n=515)	73rd Percentile	63rd Percentile	70th Percentile
Enables patient safety	77% (n=506)	72nd Percentile	57th Percentile	70th Percentile
Enables patient-centered care	74% (n=504)	65th Percentile	50th Percentile	67th Percentile
Alerts prevent mistakes	76% (n=503)	80th Percentile	70th Percentile	81st Percentile
Enables quality care	79% (n=508)	70th Percentile	52nd Percentile	67th Percentile

## EHR Satisfaction Metrics

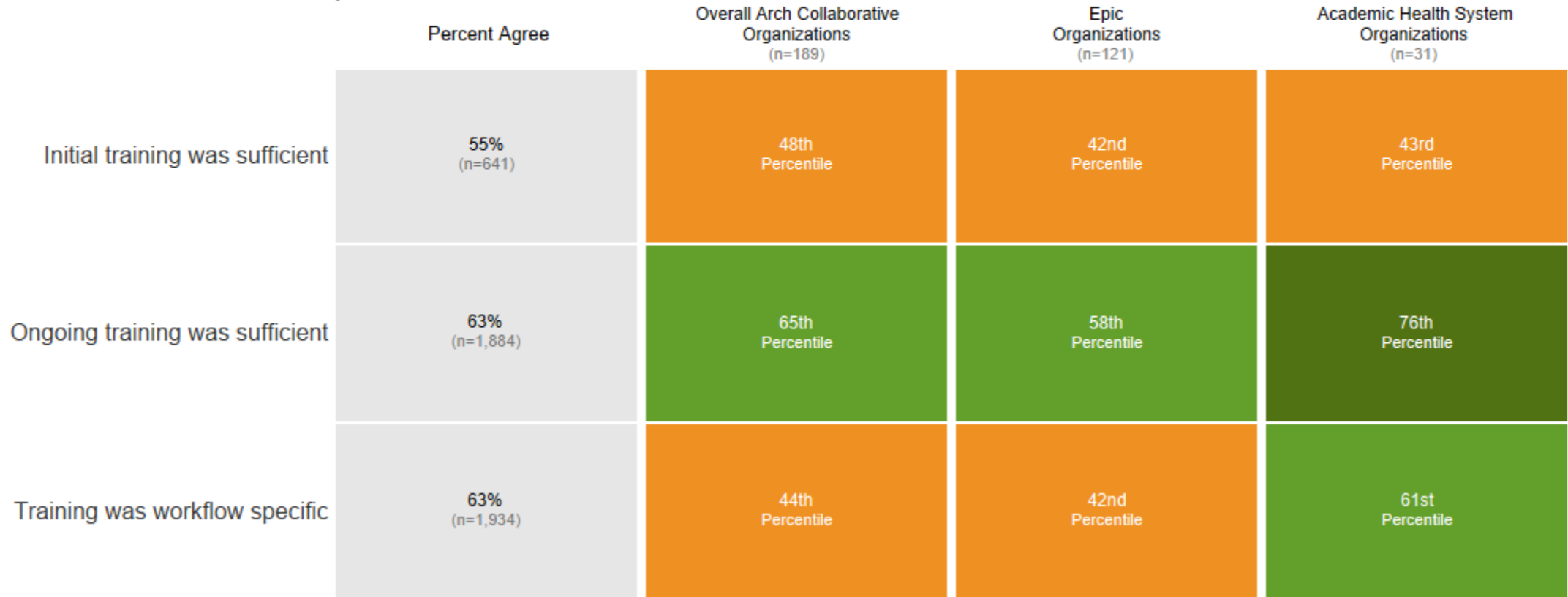
2025 Better Care Health; Allied health professionals



	Percent Agree	Overall Arch Collaborative Organizations (n=165)	Epic Organizations (n=109)	Academic Health System Organizations (n=27)
Is reliable	92% (n=433)	89th Percentile	79th Percentile	88th Percentile
Has fast system response time	79% (n=432)	89th Percentile	79th Percentile	96th Percentile
Has needed internal integration	79% (n=432)	72nd Percentile	61st Percentile	77th Percentile
Has needed external integration	51% (n=410)	60th Percentile	42nd Percentile	62nd Percentile
Has functionality	73% (n=437)	76th Percentile	68th Percentile	88th Percentile
Is easy to learn	70% (n=435)	87th Percentile	85th Percentile	100th Percentile
Enables efficiency	66% (n=433)	80th Percentile	71st Percentile	88th Percentile
Enables patient safety	75% (n=430)	85th Percentile	80th Percentile	100th Percentile
Enables patient-centered care	79% (n=430)	86th Percentile	81st Percentile	96th Percentile
Alerts prevent mistakes	67% (n=415)	86th Percentile	76th Percentile	92nd Percentile
Enables quality care	82% (n=434)	76th Percentile	67th Percentile	85th Percentile

## EHR Education Metrics

2025 Better Care Health; All respondents





## EHR Education Metrics

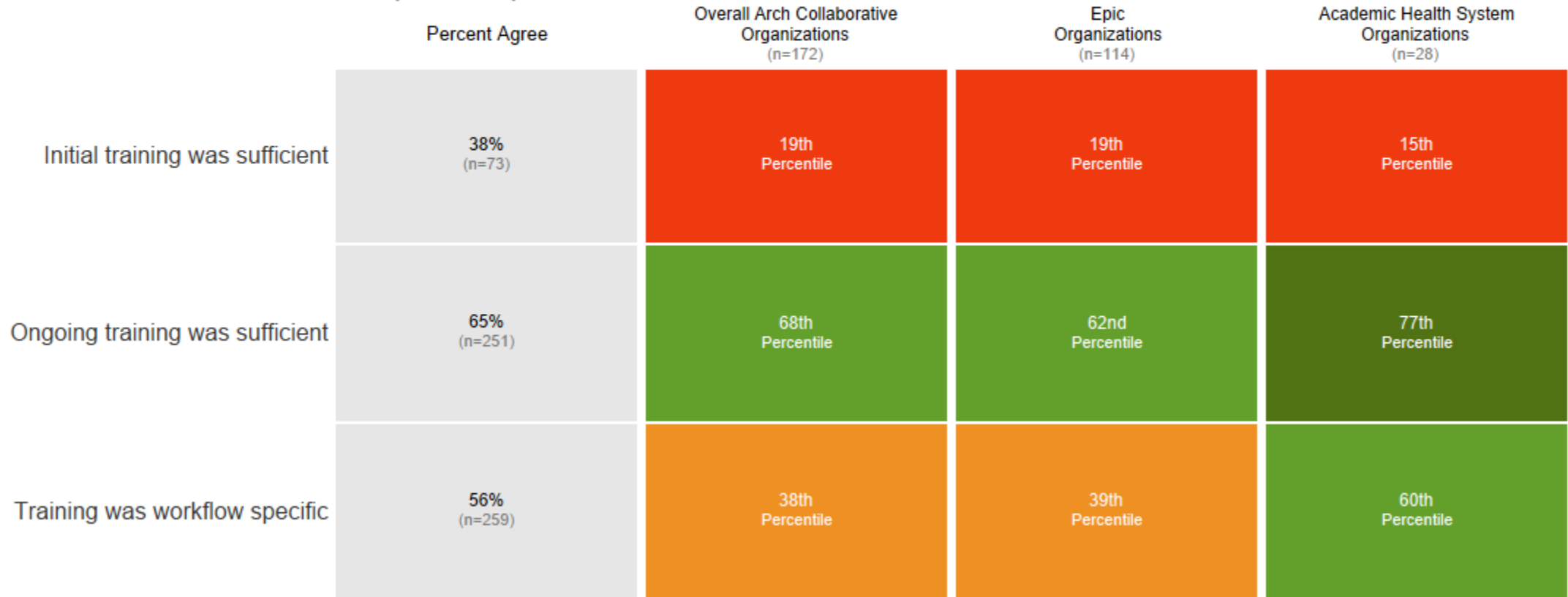
### 2025 Better Care Health; Physicians



	Percent Agree	Overall Arch Collaborative Organizations (n=176)	Epic Organizations (n=111)	Academic Health System Organizations (n=27)
Initial training was sufficient	54% (n=136)	59th Percentile	58th Percentile	68th Percentile
Ongoing training was sufficient	48% (n=490)	41st Percentile	37th Percentile	56th Percentile
Training was workflow specific	54% (n=510)	30th Percentile	31st Percentile	38th Percentile

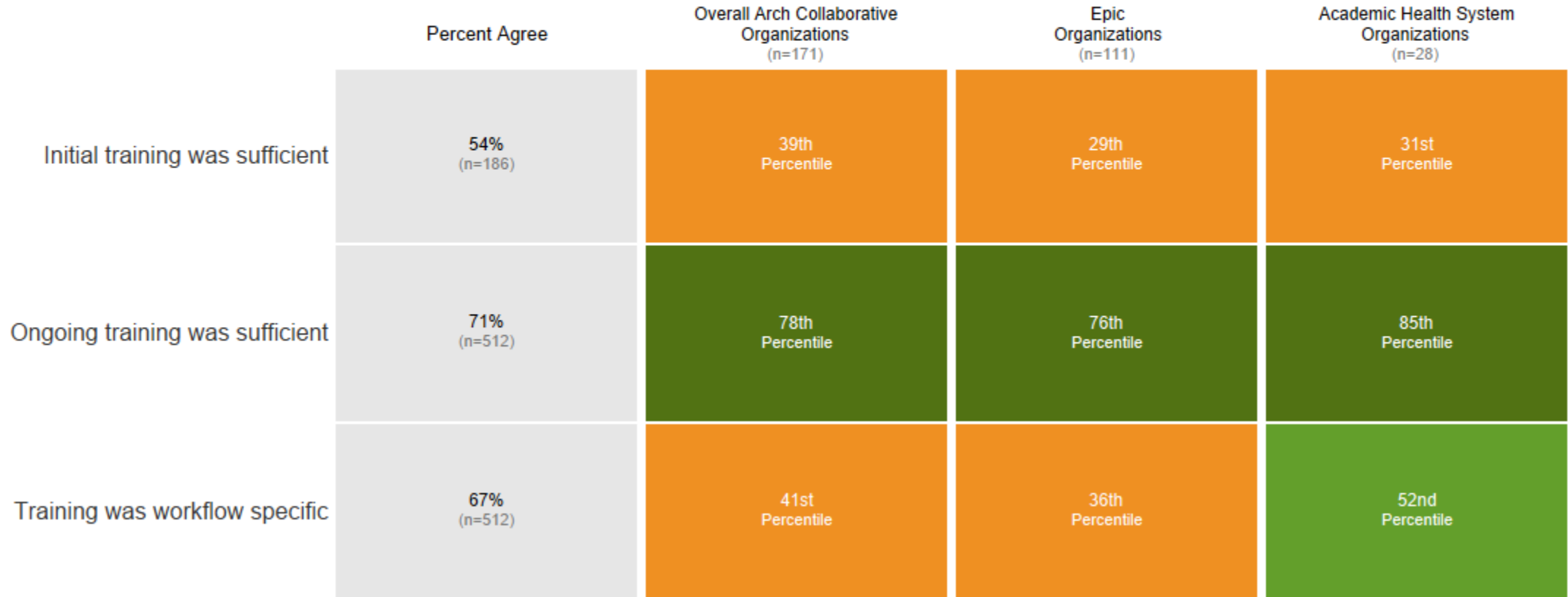
## EHR Education Metrics

2025 Better Care Health; Advanced practice providers



## EHR Education Metrics

### 2025 Better Care Health; Nurses



## EHR Education Metrics

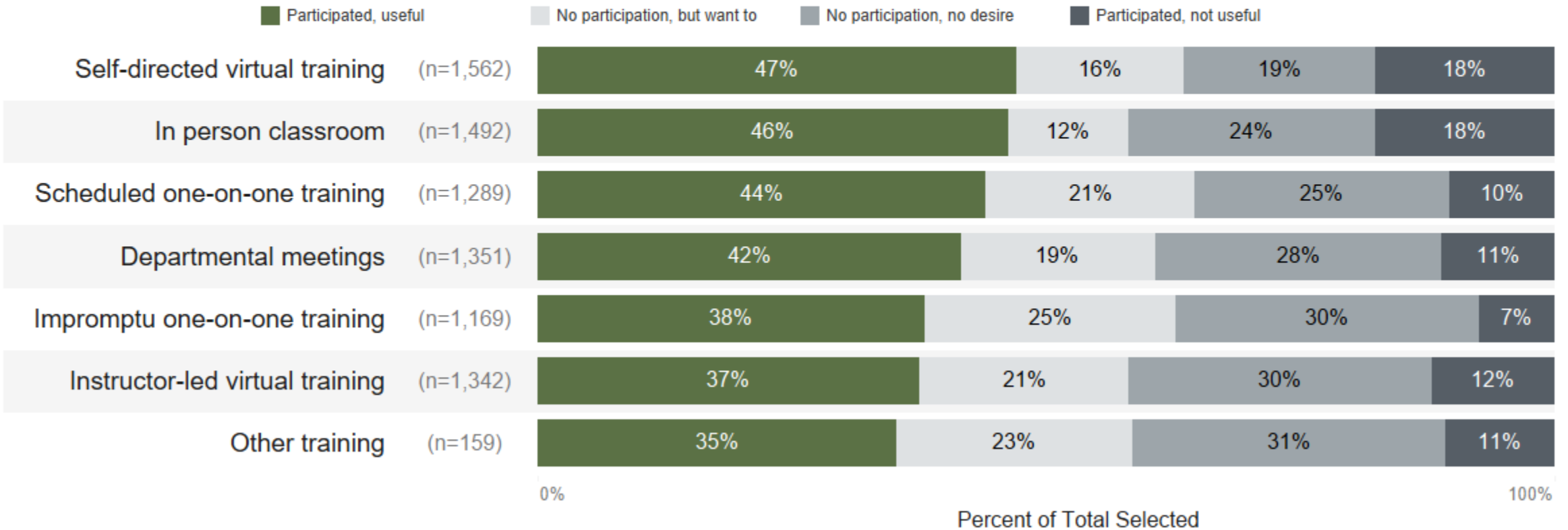
2025 Better Care Health; Allied health professionals



	Percent Agree	Overall Arch Collaborative Organizations (n=162)	Epic Organizations (n=106)	Academic Health System Organizations (n=27)
Initial training was sufficient	66% (n=145)	83rd Percentile	80th Percentile	92nd Percentile
Ongoing training was sufficient	67% (n=416)	79th Percentile	77th Percentile	96th Percentile
Training was workflow specific	74% (n=431)	77th Percentile	80th Percentile	92nd Percentile

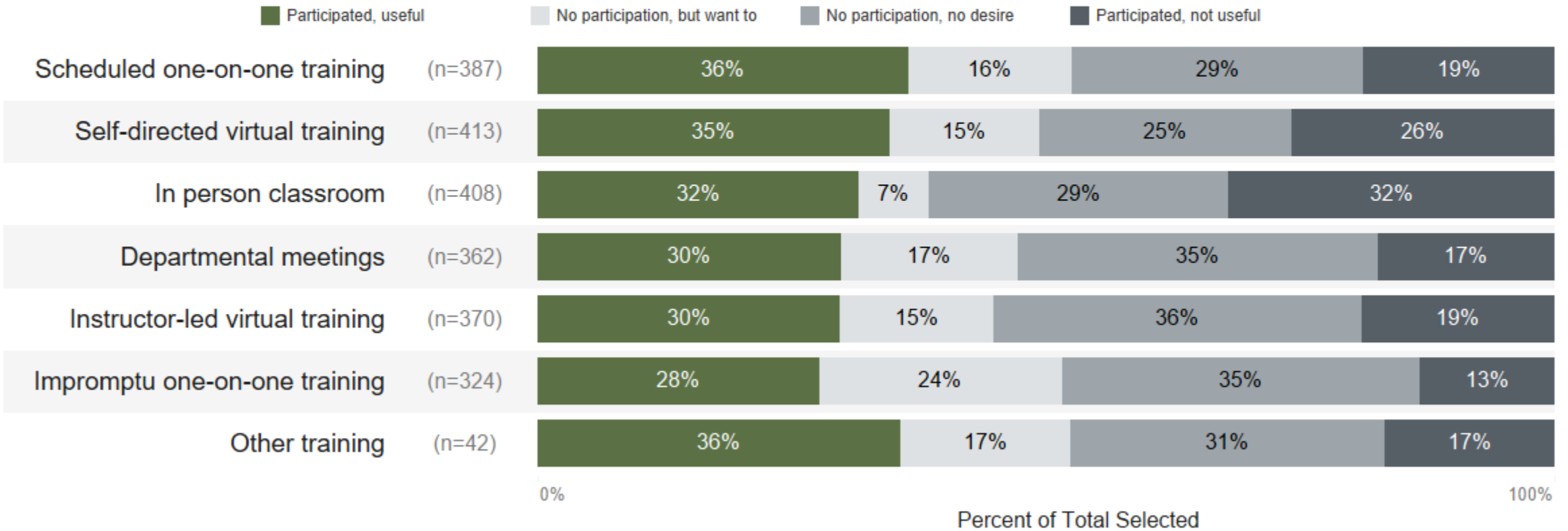
## Participation In and Usefulness of EHR Trainings

2025 Better Care Health; All respondents



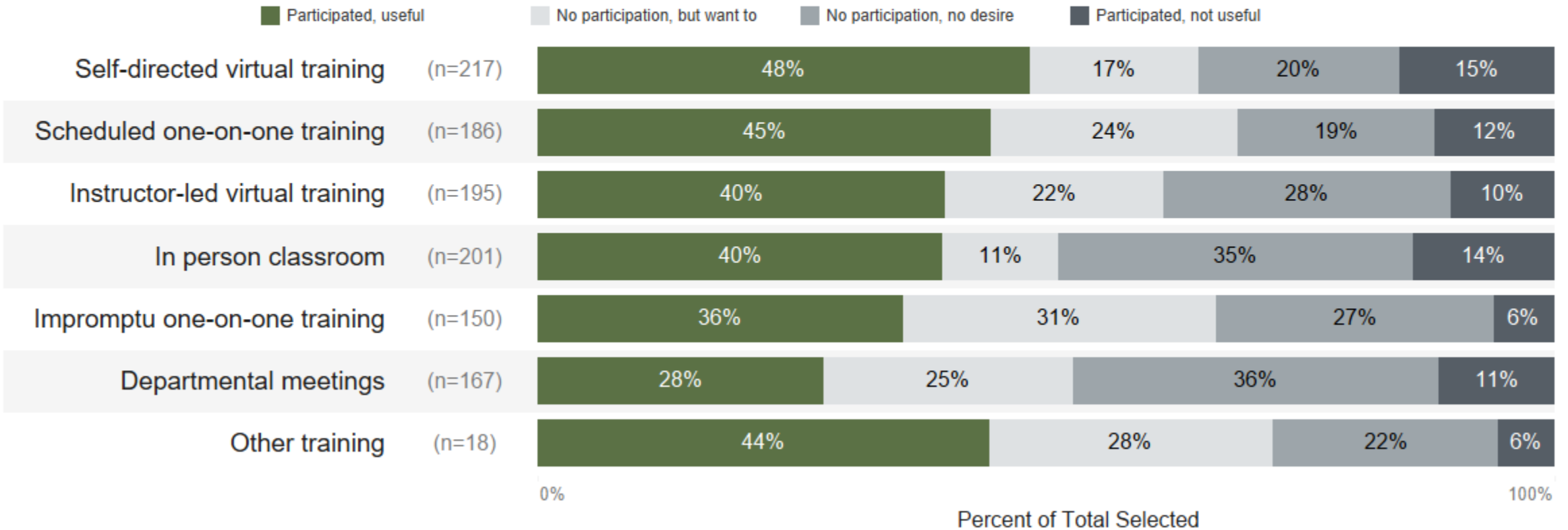
## Participation In and Usefulness of EHR Trainings

2025 Better Care Health; Physicians



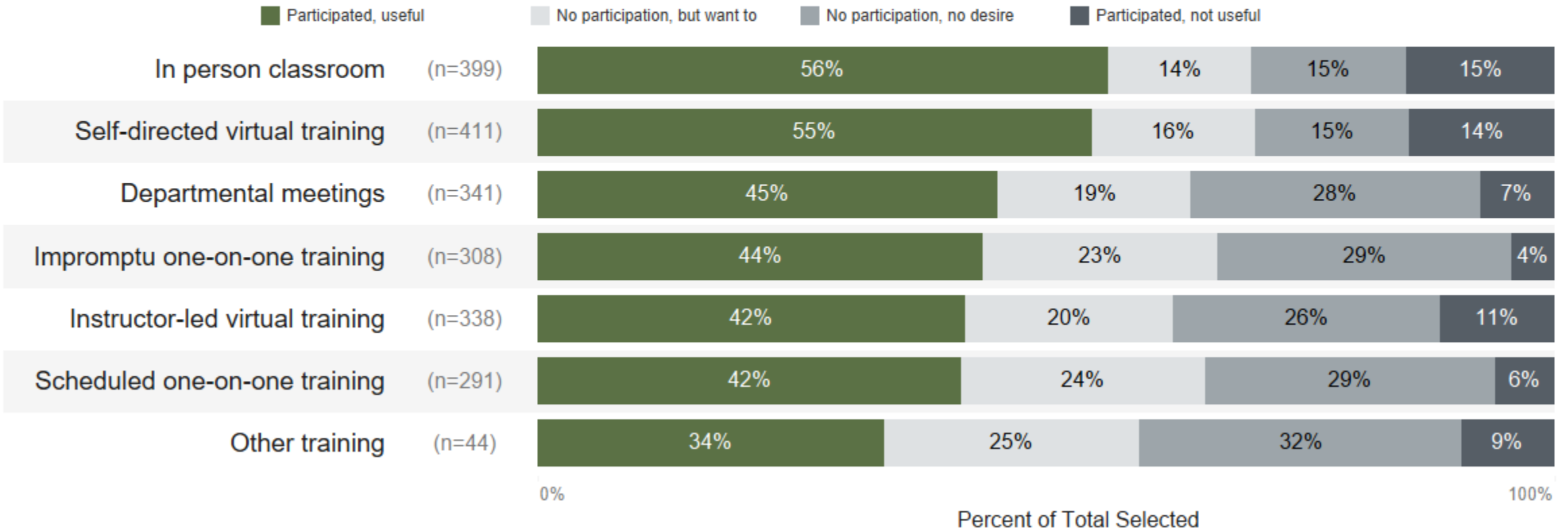
## Participation In and Usefulness of EHR Trainings

2025 Better Care Health; Advanced practice providers



## Participation In and Usefulness of EHR Trainings

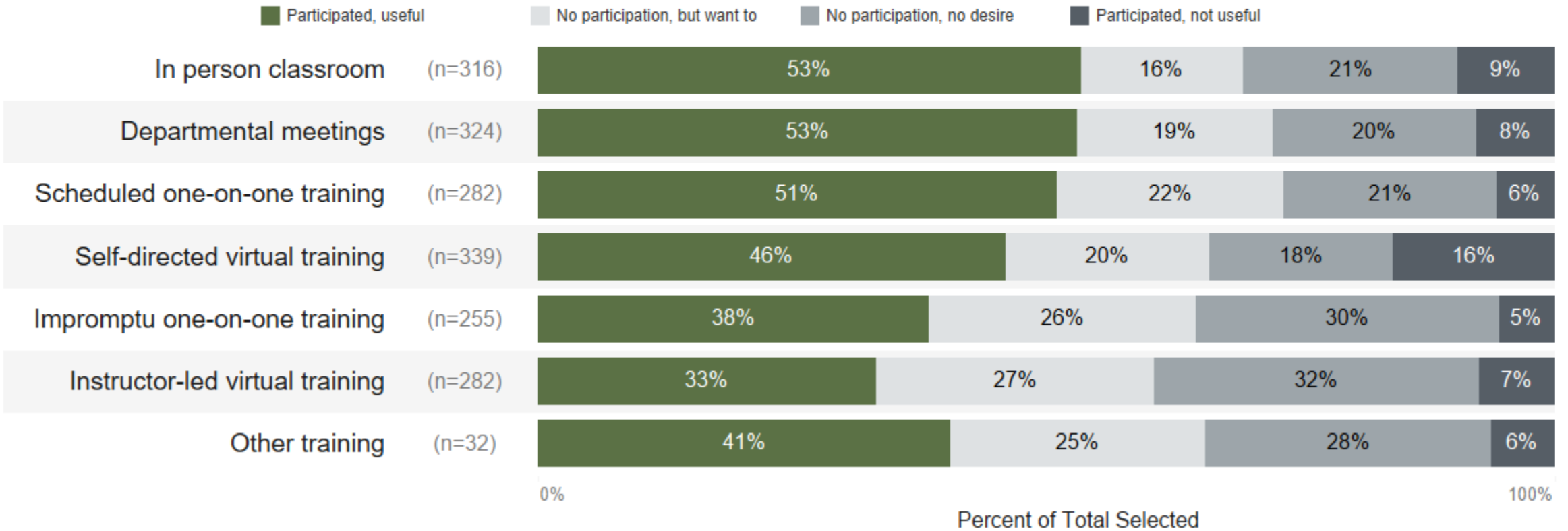
2025 Better Care Health; Nurses





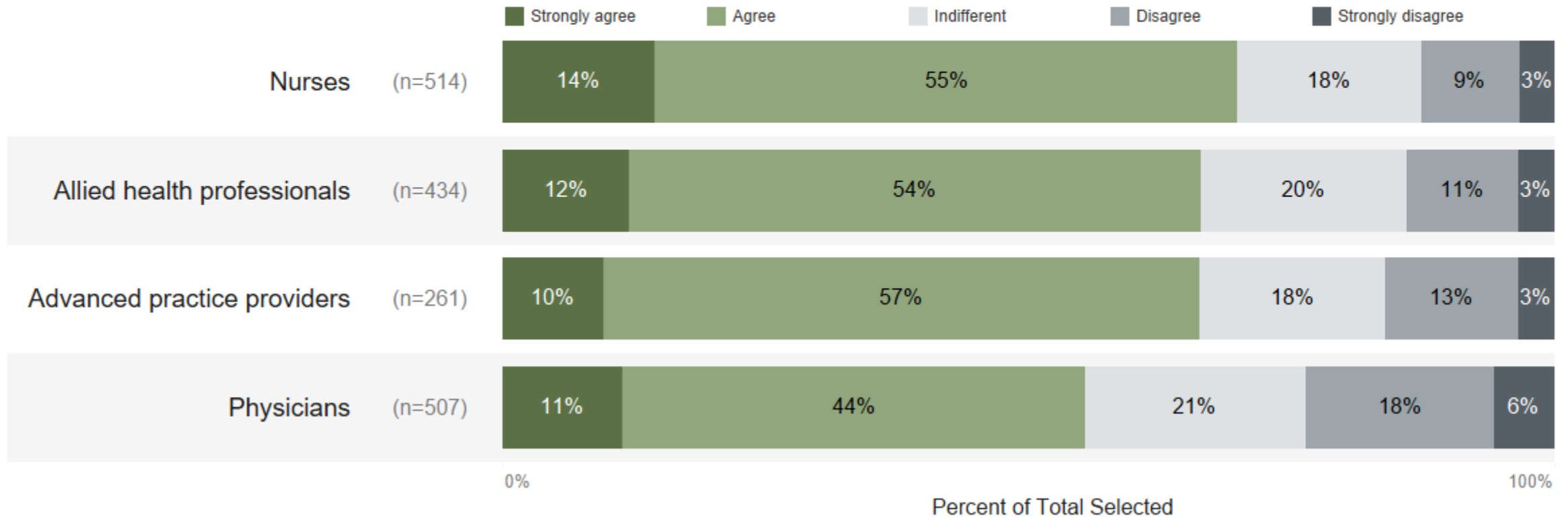
## Participation In and Usefulness of EHR Trainings

2025 Better Care Health; Allied health professionals



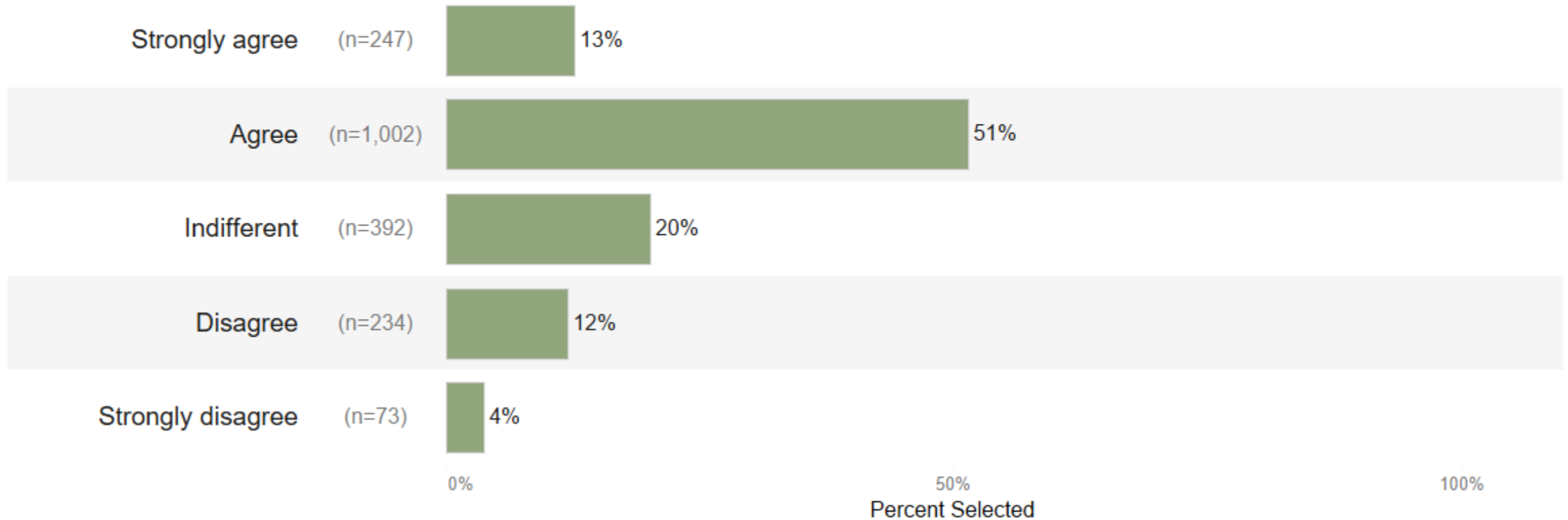
## EHR Personalized to Support Workflow

2025 Better Care Health



## Percent Selected as EHR Personalized to Support Workflow

2025 Better Care Health; All respondents



## Shared Ownership Metrics

2025 Better Care Health; All respondents



	Percent Agree	Overall Arch Collaborative Organizations (n=190)	Epic Organizations (n=122)	Academic Health System Organizations (n=29)
Vendor designed high-quality EHR	66% (n=1,737)	71st Percentile	55th Percentile	54th Percentile
Organization delivers well	49% (n=1,737)	45th Percentile	31st Percentile	36th Percentile
Personal accountability	68% (n=1,731)	44th Percentile	31st Percentile	46th Percentile

## Shared Ownership Metrics

### 2025 Better Care Health; Physicians



	Percent Agree	Overall Arch Collaborative Organizations (n=176)	Epic Organizations (n=111)	Academic Health System Organizations (n=25)
Vendor designed high-quality EHR	62% (n=478)	62nd Percentile	41st Percentile	58th Percentile
Organization delivers well	45% (n=476)	38th Percentile	30th Percentile	33rd Percentile
Personal accountability	57% (n=476)	42nd Percentile	36th Percentile	58th Percentile

# Shared Ownership Metrics

2025 Better Care Health; Advanced practice providers



	Percent Agree	Overall Arch Collaborative Organizations (n=172)	Epic Organizations (n=114)	Academic Health System Organizations (n=26)
Vendor designed high-quality EHR	77% (n=230)	78th Percentile	68th Percentile	76th Percentile
Organization delivers well	54% (n=231)	54th Percentile	46th Percentile	60th Percentile
Personal accountability	69% (n=231)	45th Percentile	38th Percentile	52nd Percentile

# Shared Ownership Metrics

## 2025 Better Care Health; Nurses



	Percent Agree	Overall Arch Collaborative Organizations (n=172)	Epic Organizations (n=112)	Academic Health System Organizations (n=26)
Vendor designed high-quality EHR	64% (n=445)	63rd Percentile	44th Percentile	48th Percentile
Organization delivers well	52% (n=445)	47th Percentile	34th Percentile	40th Percentile
Personal accountability	75% (n=442)	49th Percentile	35th Percentile	44th Percentile

## Shared Ownership Metrics

2025 Better Care Health; Allied health professionals



	Percent Agree	Overall Arch Collaborative Organizations (n=162)	Epic Organizations (n=106)	Academic Health System Organizations (n=25)
Vendor designed high-quality EHR	70% (n=387)	78th Percentile	64th Percentile	75th Percentile
Organization delivers well	50% (n=387)	56th Percentile	44th Percentile	63rd Percentile
Personal accountability	73% (n=385)	61st Percentile	48th Percentile	54th Percentile



## Workload Metrics

2025 Better Care Health; All respondents



	Percent Agree	Overall Arch Collaborative Organizations (n=68)	Epic Organizations (n=49)	Academic Health System Organizations (n=12)
Organization explains documentation reasoning	57% (n=1,696)	43rd Percentile	38th Percentile	55th Percentile
Organization makes regular improvements to documentation	49% (n=1,695)	48th Percentile	44th Percentile	64th Percentile
Organization staffs appropriately	40% (n=1,669)	27th Percentile	28th Percentile	57th Percentile

## Workload Metrics

### 2025 Better Care Health; Physicians



	Percent Agree	Overall Arch Collaborative Organizations (n=65)	Epic Organizations (n=47)	Academic Health System Organizations (n=10)
Organization explains documentation reasoning	53% (n=474)	57th Percentile	59th Percentile	56th Percentile
Organization makes regular improvements to documentation	38% (n=472)	46th Percentile	41st Percentile	67th Percentile
Organization staffs appropriately	30% (n=468)	23rd Percentile	29th Percentile	67th Percentile

## Workload Metrics

2025 Better Care Health; Advanced practice providers



	Percent Agree	Overall Arch Collaborative Organizations (n=66)	Epic Organizations (n=48)	Academic Health System Organizations (n=10)
Organization explains documentation reasoning	58% (n=229)	48th Percentile	41st Percentile	78th Percentile
Organization makes regular improvements to documentation	53% (n=229)	58th Percentile	50th Percentile	78th Percentile
Organization staffs appropriately	43% (n=221)	47th Percentile	47th Percentile	83rd Percentile

## Workload Metrics

### 2025 Better Care Health; Nurses



	Percent Agree	Overall Arch Collaborative Organizations (n=62)	Epic Organizations (n=44)	Academic Health System Organizations (n=11)
Organization explains documentation reasoning	57% (n=432)	36th Percentile	30th Percentile	50th Percentile
Organization makes regular improvements to documentation	54% (n=431)	54th Percentile	49th Percentile	60th Percentile
Organization staffs appropriately	42% (n=426)	26th Percentile	22nd Percentile	43rd Percentile

## Workload Metrics

2025 Better Care Health; Allied health professionals



	Percent Agree	Overall Arch Collaborative Organizations (n=59)	Epic Organizations (n=42)	Academic Health System Organizations (n=11)
Organization explains documentation reasoning	60% (n=373)	58th Percentile	60th Percentile	80th Percentile
Organization makes regular improvements to documentation	53% (n=374)	68th Percentile	65th Percentile	80th Percentile
Organization staffs appropriately	47% (n=371)	55th Percentile	52nd Percentile	83rd Percentile

## EHR Support Metrics

2025 Better Care Health; All respondents



	Percent Agree	Overall Arch Collaborative Organizations (n=183)	Epic Organizations (n=119)	Academic Health System Organizations (n=29)
Can request fix	63% (n=1,687)	61st Percentile	65th Percentile	81st Percentile
Fixes are timely	46% (n=1,601)	69th Percentile	65th Percentile	78th Percentile
Can request optimizations	39% (n=1,650)	54th Percentile	49th Percentile	40th Percentile
Optimizations are timely	28% (n=1,503)	53rd Percentile	47th Percentile	27th Percentile
Have a voice	33% (n=1,667)	44th Percentile	38th Percentile	54th Percentile
Changes well communicated	50% (n=1,692)	55th Percentile	47th Percentile	61st Percentile
Timely EHR support	58% (n=1,650)	43rd Percentile	38th Percentile	50th Percentile
Someone assigned to my area	51% (n=1,639)	57th Percentile	60th Percentile	77th Percentile
IT improving EHR	48% (n=1,650)	59th Percentile	59th Percentile	74th Percentile
Latest upgrade improved EHR	34% (n=1,670)	61st Percentile	54th Percentile	53rd Percentile

## EHR Support Metrics

### 2025 Better Care Health; Physicians



	Percent Agree	Overall Arch Collaborative Organizations (n=170)	Epic Organizations (n=109)	Academic Health System Organizations (n=25)
Can request fix	59% (n=471)	51st Percentile	59th Percentile	70th Percentile
Fixes are timely	40% (n=447)	64th Percentile	65th Percentile	78th Percentile
Can request optimizations	34% (n=465)	30th Percentile	25th Percentile	22nd Percentile
Optimizations are timely	19% (n=408)	34th Percentile	28th Percentile	20th Percentile
Have a voice	25% (n=462)	20th Percentile	15th Percentile	25th Percentile
Changes well communicated	45% (n=469)	37th Percentile	32nd Percentile	42nd Percentile
Timely EHR support	56% (n=457)	33rd Percentile	32nd Percentile	33rd Percentile
Someone assigned to my area	52% (n=450)	54th Percentile	57th Percentile	59th Percentile
IT improving EHR	44% (n=464)	40th Percentile	38th Percentile	46th Percentile
Latest upgrade improved EHR	24% (n=462)	53rd Percentile	51st Percentile	46th Percentile

## EHR Support Metrics

2025 Better Care Health; Advanced practice providers



	Percent Agree	Overall Arch Collaborative Organizations (n=165)	Epic Organizations (n=111)	Academic Health System Organizations (n=26)
Can request fix	61% (n=226)	46th Percentile	48th Percentile	67th Percentile
Fixes are timely	51% (n=205)	78th Percentile	74th Percentile	100th Percentile
Can request optimizations	33% (n=219)	41st Percentile	33rd Percentile	44th Percentile
Optimizations are timely	29% (n=184)	59th Percentile	54th Percentile	60th Percentile
Have a voice	30% (n=222)	44th Percentile	37th Percentile	68th Percentile
Changes well communicated	56% (n=224)	56th Percentile	46th Percentile	64th Percentile
Timely EHR support	67% (n=221)	53rd Percentile	47th Percentile	64th Percentile
Someone assigned to my area	50% (n=215)	54th Percentile	58th Percentile	70th Percentile
IT improving EHR	49% (n=219)	60th Percentile	58th Percentile	79th Percentile
Latest upgrade improved EHR	33% (n=221)	65th Percentile	61st Percentile	69th Percentile



## EHR Support Metrics

2025 Better Care Health; Nurses



	Percent Agree	Overall Arch Collaborative Organizations (n=167)	Epic Organizations (n=109)	Academic Health System Organizations (n=26)
Can request fix	61% (n=431)	56th Percentile	60th Percentile	71st Percentile
Fixes are timely	46% (n=412)	64th Percentile	62nd Percentile	75th Percentile
Can request optimizations	41% (n=420)	61st Percentile	53rd Percentile	50th Percentile
Optimizations are timely	31% (n=402)	53rd Percentile	48th Percentile	36th Percentile
Have a voice	37% (n=427)	54th Percentile	48th Percentile	68th Percentile
Changes well communicated	56% (n=435)	64th Percentile	59th Percentile	80th Percentile
Timely EHR support	56% (n=427)	34th Percentile	27th Percentile	28th Percentile
Someone assigned to my area	46% (n=421)	48th Percentile	51st Percentile	70th Percentile
IT improving EHR	49% (n=422)	60th Percentile	61st Percentile	79th Percentile
Latest upgrade improved EHR	40% (n=427)	69th Percentile	61st Percentile	67th Percentile

## EHR Support Metrics

2025 Better Care Health; Allied health professionals



	Percent Agree	Overall Arch Collaborative Organizations (n=159)	Epic Organizations (n=104)	Academic Health System Organizations (n=25)
Can request fix	70% (n=375)	80th Percentile	82nd Percentile	91st Percentile
Fixes are timely	50% (n=361)	78th Percentile	76th Percentile	83rd Percentile
Can request optimizations	46% (n=370)	79th Percentile	80th Percentile	89th Percentile
Optimizations are timely	33% (n=346)	80th Percentile	77th Percentile	70th Percentile
Have a voice	38% (n=377)	59th Percentile	57th Percentile	75th Percentile
Changes well communicated	49% (n=379)	54th Percentile	46th Percentile	54th Percentile
Timely EHR support	58% (n=365)	50th Percentile	46th Percentile	50th Percentile
Someone assigned to my area	60% (n=371)	75th Percentile	76th Percentile	91st Percentile
IT improving EHR	51% (n=368)	73rd Percentile	76th Percentile	91st Percentile
Latest upgrade improved EHR	37% (n=377)	81st Percentile	81st Percentile	77th Percentile

## Person Assigned to My Department Metrics

2025 Better Care Health; All respondents



	Percent Agree	Overall Arch Collaborative Organizations (n=59)	Epic Organizations (n=44)	Academic Health System Organizations (n=9)
Is available	79% (n=759)	44th Percentile	43rd Percentile	50th Percentile
Helps improve workflows	72% (n=753)	43rd Percentile	35th Percentile	25th Percentile
Effectively trains	67% (n=746)	39th Percentile	34th Percentile	13th Percentile
Brings my ideas to leadership	61% (n=704)	44th Percentile	37th Percentile	38th Percentile
Shares communication from leadership	64% (n=735)	32nd Percentile	20th Percentile	0th Percentile

## Person Assigned to My Department Metrics

2025 Better Care Health; Physicians



	Percent Agree	Overall Arch Collaborative Organizations (n=57)	Epic Organizations (n=42)	Academic Health System Organizations (n=8)
Is available	77% (n=214)	36th Percentile	33rd Percentile	29th Percentile
Helps improve workflows	67% (n=211)	43rd Percentile	35th Percentile	14th Percentile
Effectively trains	64% (n=207)	27th Percentile	29th Percentile	14th Percentile
Brings my ideas to leadership	55% (n=192)	36th Percentile	32nd Percentile	43rd Percentile
Shares communication from leadership	54% (n=201)	27th Percentile	18th Percentile	0th Percentile

## Person Assigned to My Department Metrics

2025 Better Care Health; Advanced practice providers



	Percent Agree	Overall Arch Collaborative Organizations (n=58)	Epic Organizations (n=43)	Academic Health System Organizations (n=8)
Is available	76% (n=92)	33rd Percentile	35th Percentile	100th Percentile
Helps improve workflows	68% (n=92)	36th Percentile	37th Percentile	71st Percentile
Effectively trains	66% (n=89)	38th Percentile	36th Percentile	71st Percentile
Brings my ideas to leadership	49% (n=85)	30th Percentile	34th Percentile	33rd Percentile
Shares communication from leadership	54% (n=87)	19th Percentile	20th Percentile	0th Percentile

# Person Assigned to My Department Metrics

2025 Better Care Health; Nurses



	Percent Agree	Overall Arch Collaborative Organizations (n=56)	Epic Organizations (n=41)	Academic Health System Organizations (n=9)
Is available	83% (n=179)	61st Percentile	62nd Percentile	63rd Percentile
Helps improve workflows	79% (n=177)	64th Percentile	63rd Percentile	63rd Percentile
Effectively trains	72% (n=176)	55th Percentile	50th Percentile	75th Percentile
Brings my ideas to leadership	70% (n=170)	73rd Percentile	66th Percentile	75th Percentile
Shares communication from leadership	74% (n=175)	71st Percentile	64th Percentile	75th Percentile

## Person Assigned to My Department Metrics

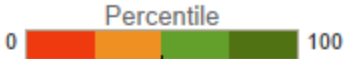
2025 Better Care Health; Allied health professionals



	Percent Agree	Overall Arch Collaborative Organizations (n=51)	Epic Organizations (n=38)	Academic Health System Organizations (n=8)
Is available	79% (n=196)	46th Percentile	48th Percentile	57th Percentile
Helps improve workflows	72% (n=196)	40th Percentile	44th Percentile	57th Percentile
Effectively trains	66% (n=197)	36th Percentile	38th Percentile	57th Percentile
Brings my ideas to leadership	63% (n=184)	60th Percentile	61st Percentile	71st Percentile
Shares communication from leadership	70% (n=195)	61st Percentile	56th Percentile	67th Percentile

# EHR Personalized to Support Workflow

2025 Better Care Health

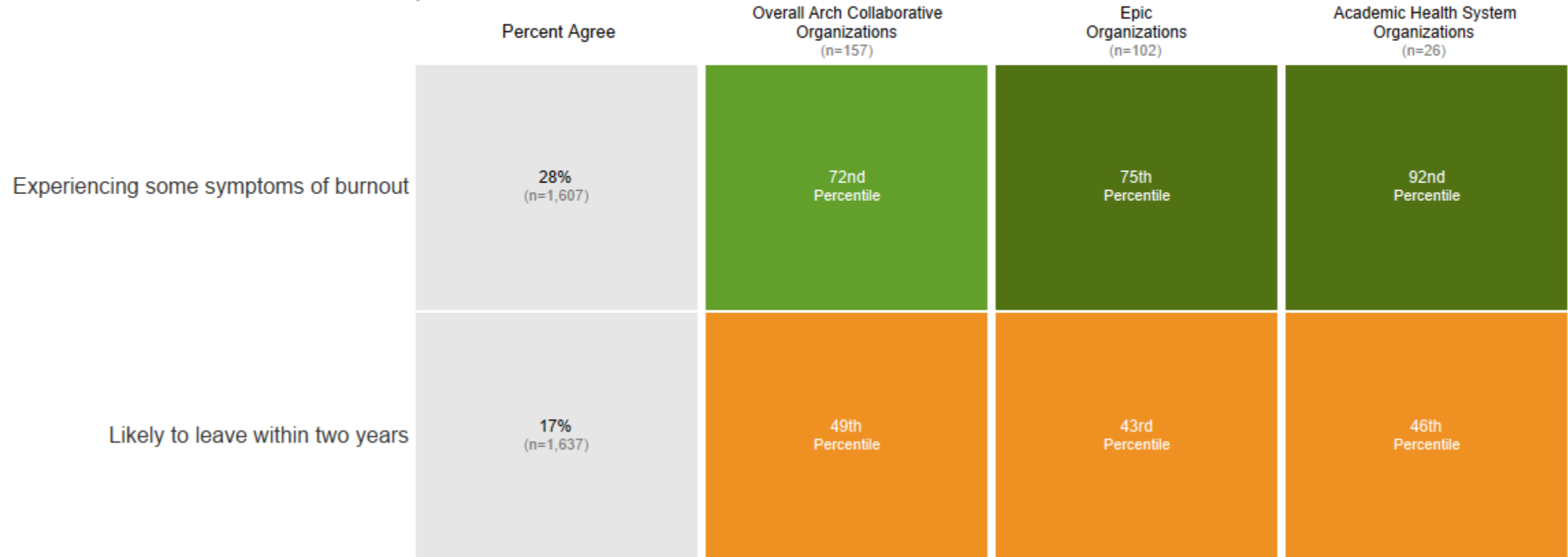


	Percent Agree	Overall Arch Collaborative Organizations (n=100)	Epic Organizations (n=68)	Academic Health System Organizations (n=11)
All respondents	64% (n=1,948)	51st Percentile	28th Percentile	30th Percentile
Physicians	55% (n=507)	26th Percentile	8th Percentile	0th Percentile
Advanced practice providers	66% (n=261)	54th Percentile	43rd Percentile	67th Percentile
Nurses	70% (n=514)	64th Percentile	44th Percentile	40th Percentile
Allied health professionals	66% (n=434)	55th Percentile	32nd Percentile	67th Percentile



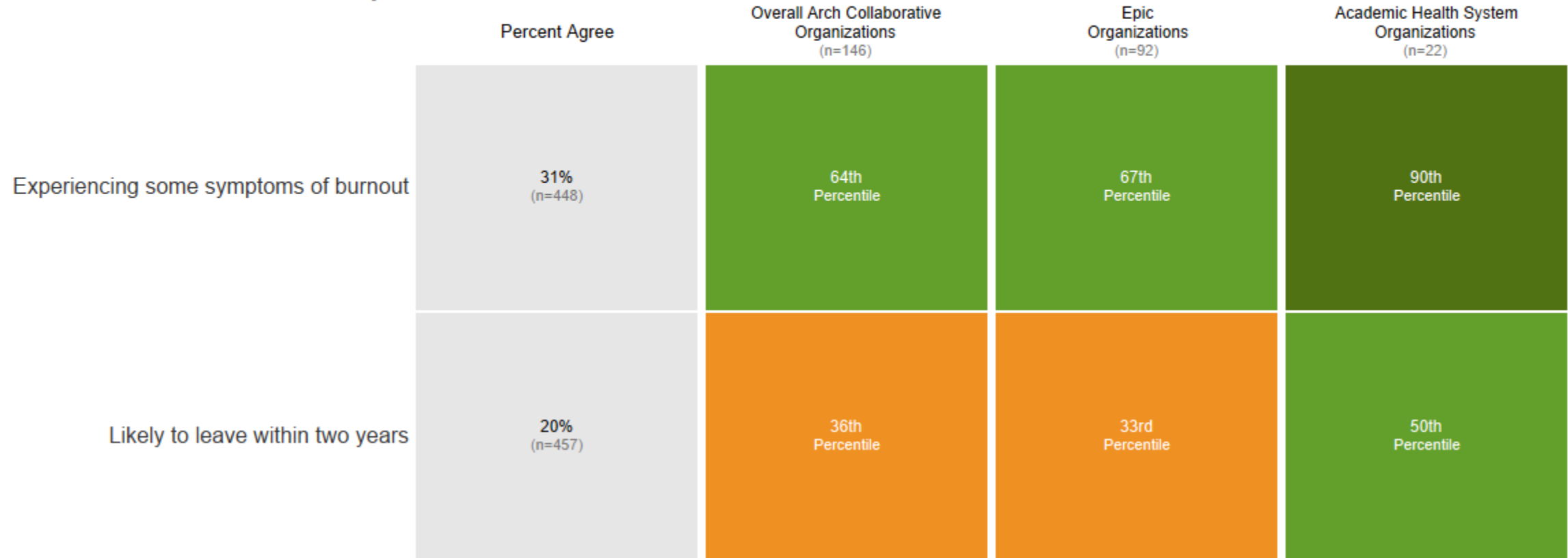
## Wellness Metrics

2025 Better Care Health; All respondents



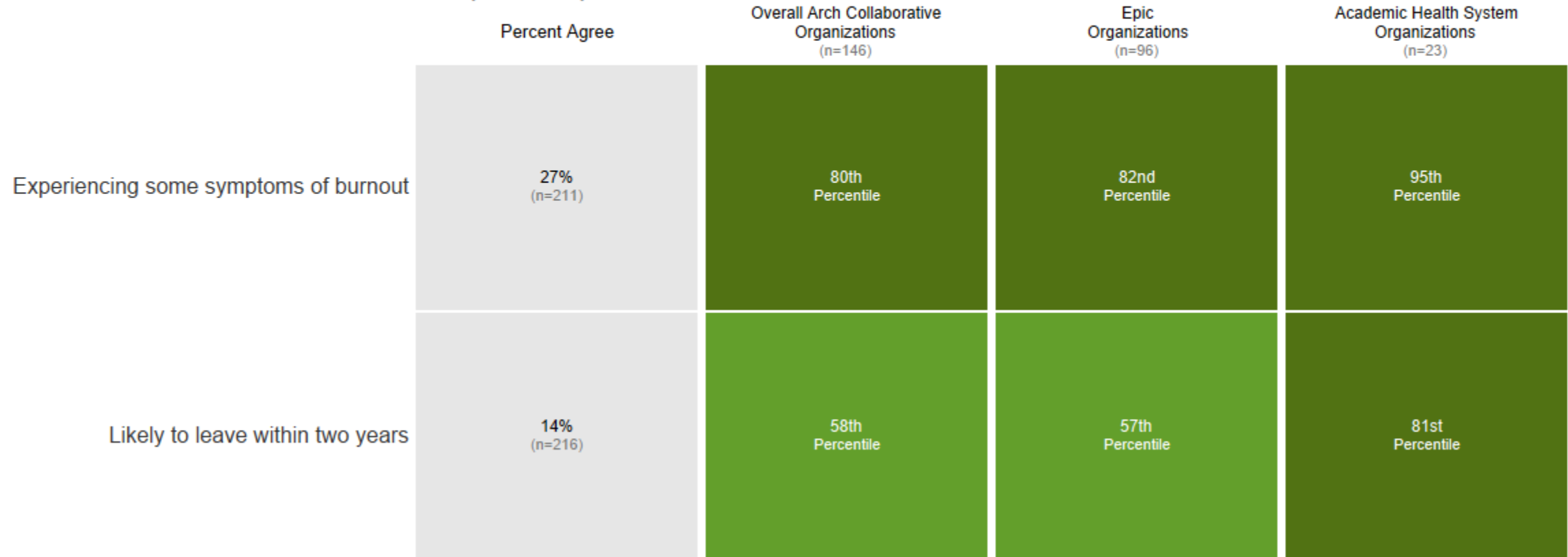
## Wellness Metrics

### 2025 Better Care Health; Physicians



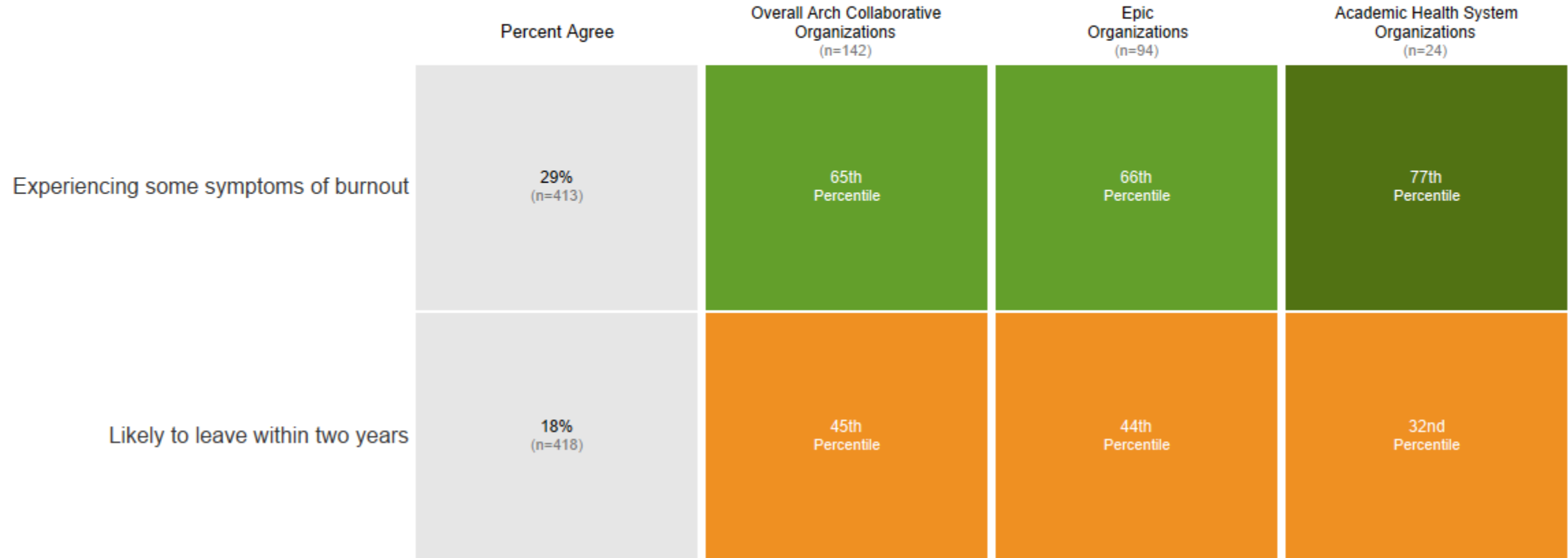
## Wellness Metrics

2025 Better Care Health; Advanced practice providers



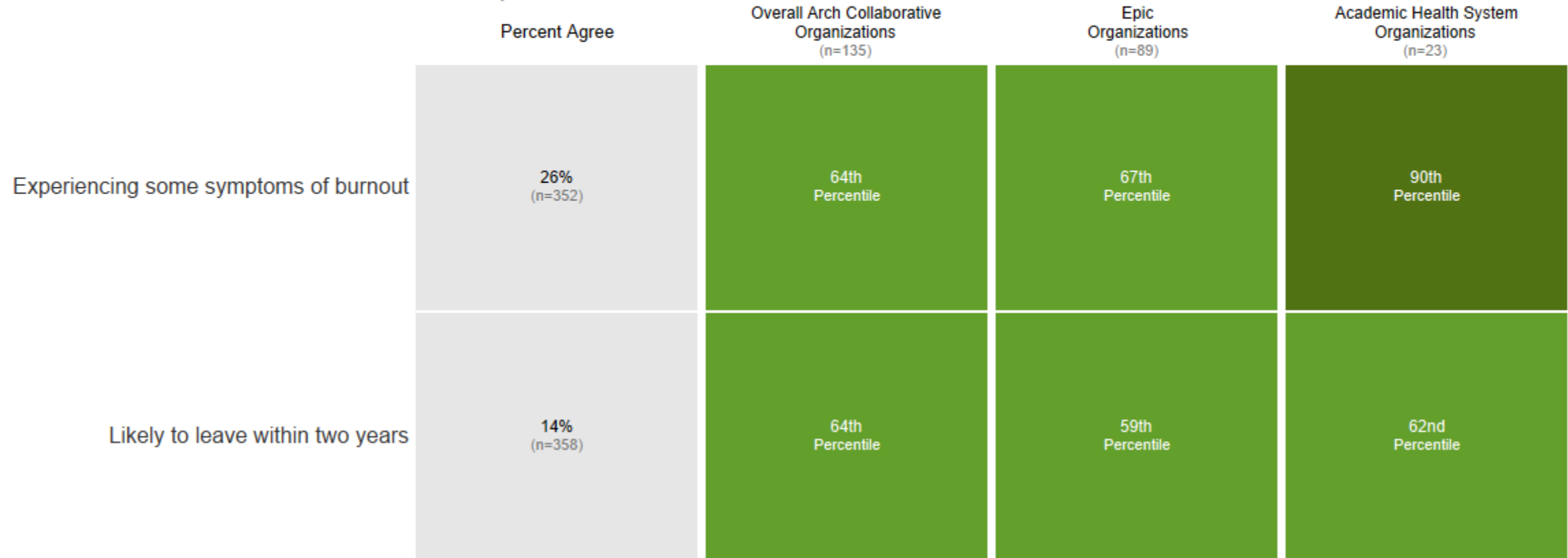
## Wellness Metrics

### 2025 Better Care Health; Nurses



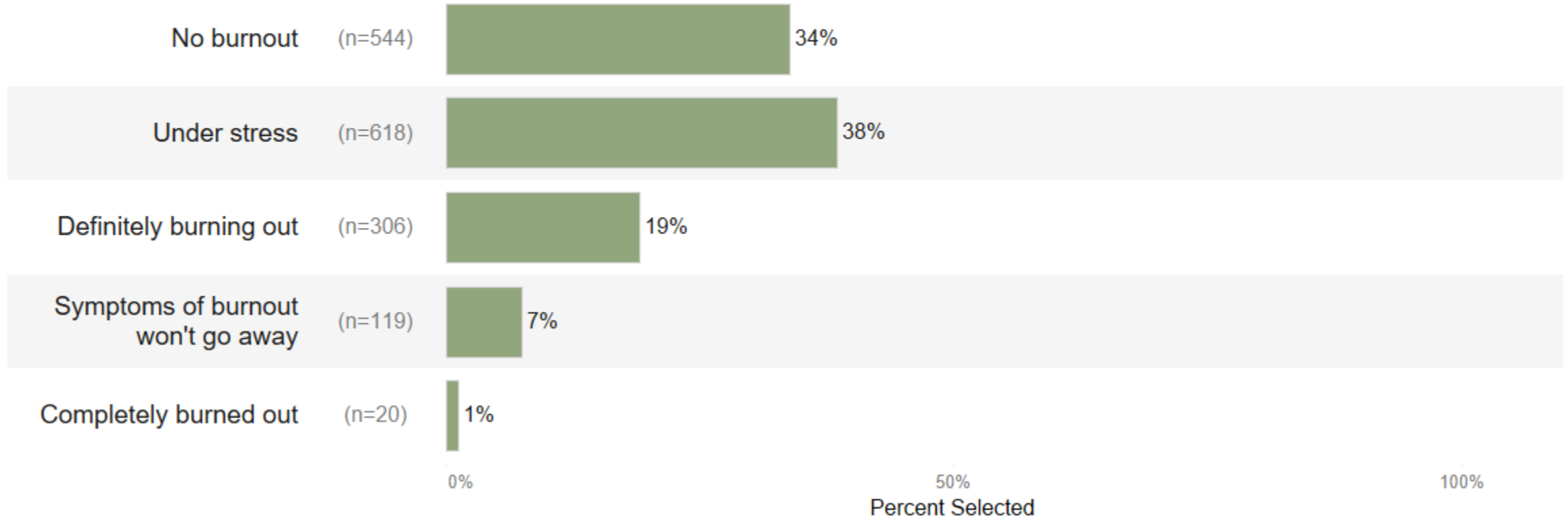
## Wellness Metrics

2025 Better Care Health; Allied health professionals



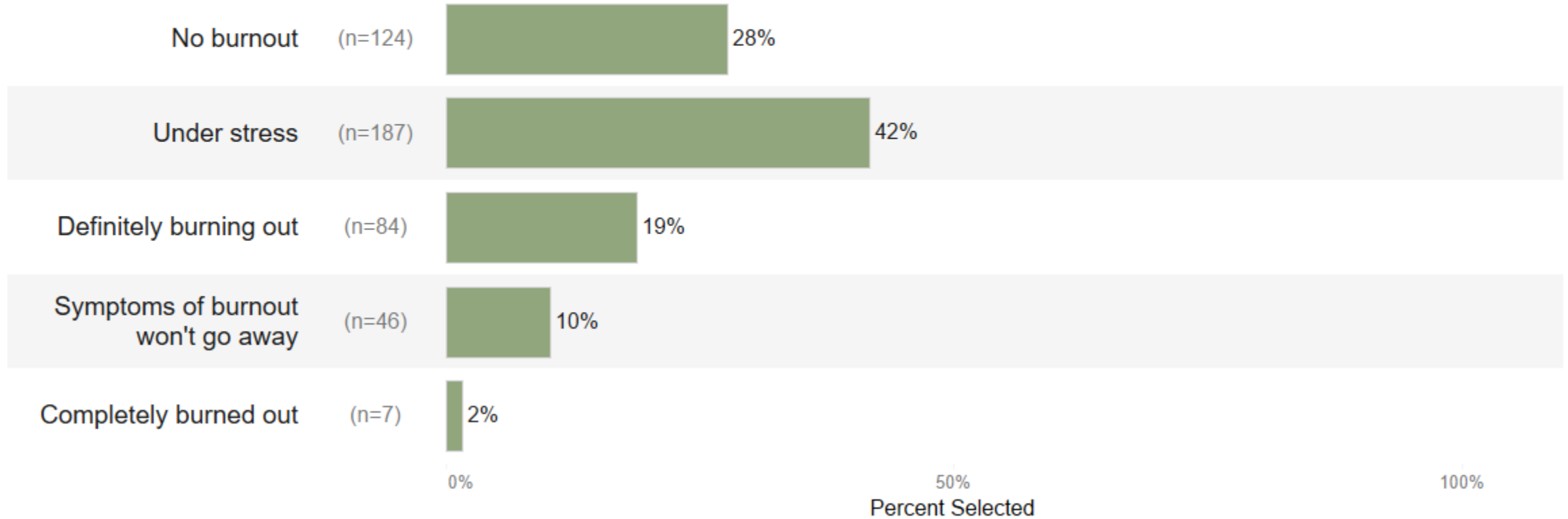
## Percent Selected as Burnout Status

2025 Better Care Health; All respondents



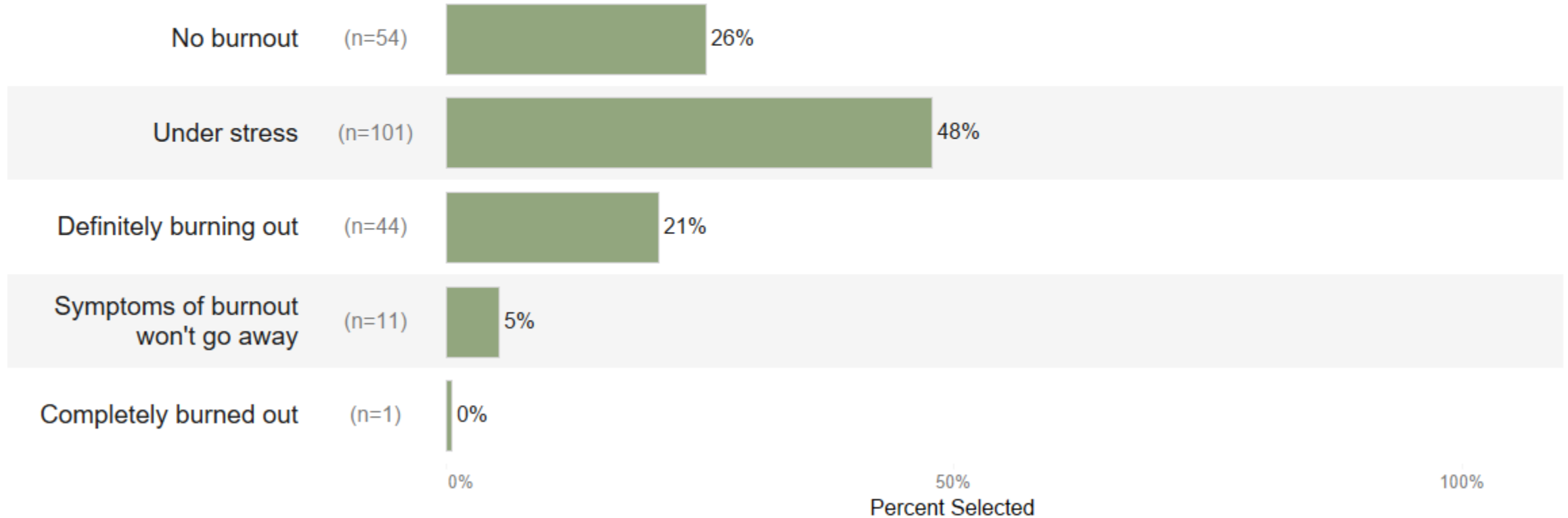
## Percent Selected as Burnout Status

2025 Better Care Health; Physicians



## Percent Selected as Burnout Status

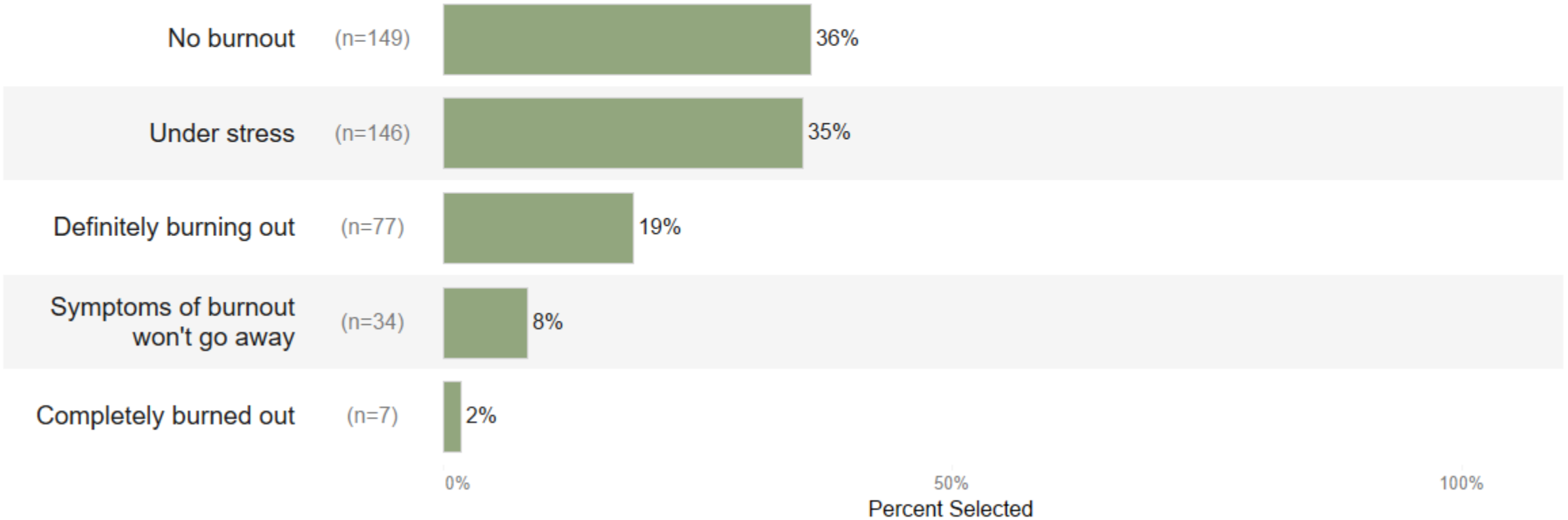
2025 Better Care Health; Advanced practice providers





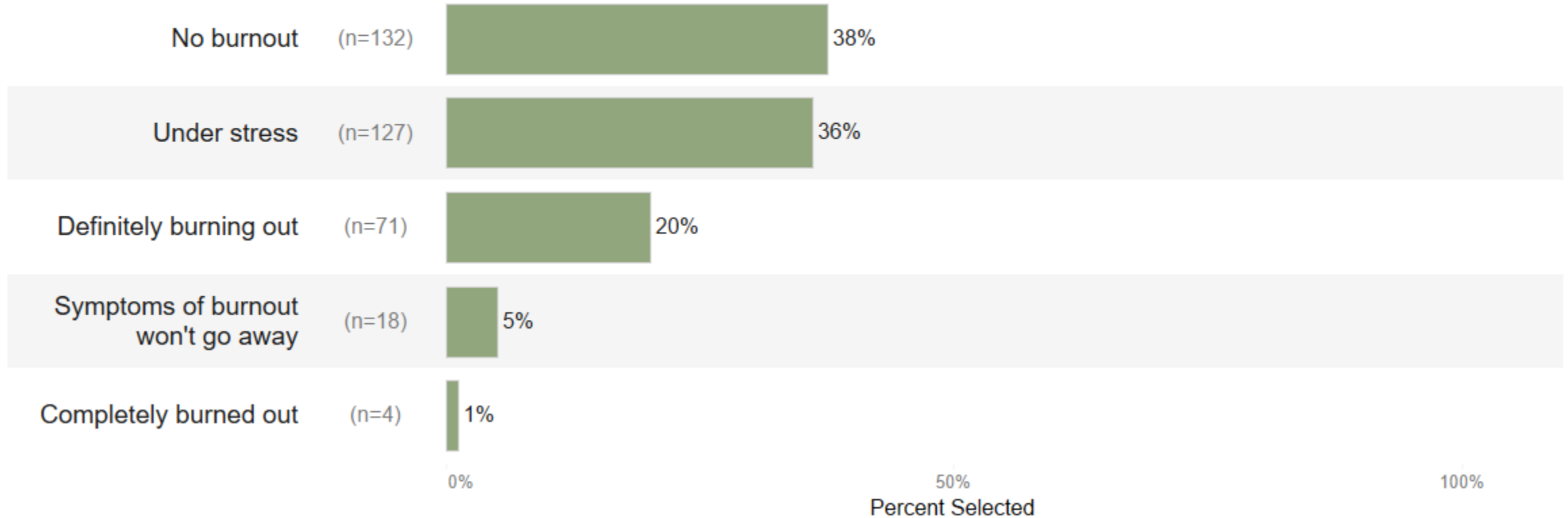
## Percent Selected as Burnout Status

2025 Better Care Health; Nurses



## Percent Selected as Burnout Status

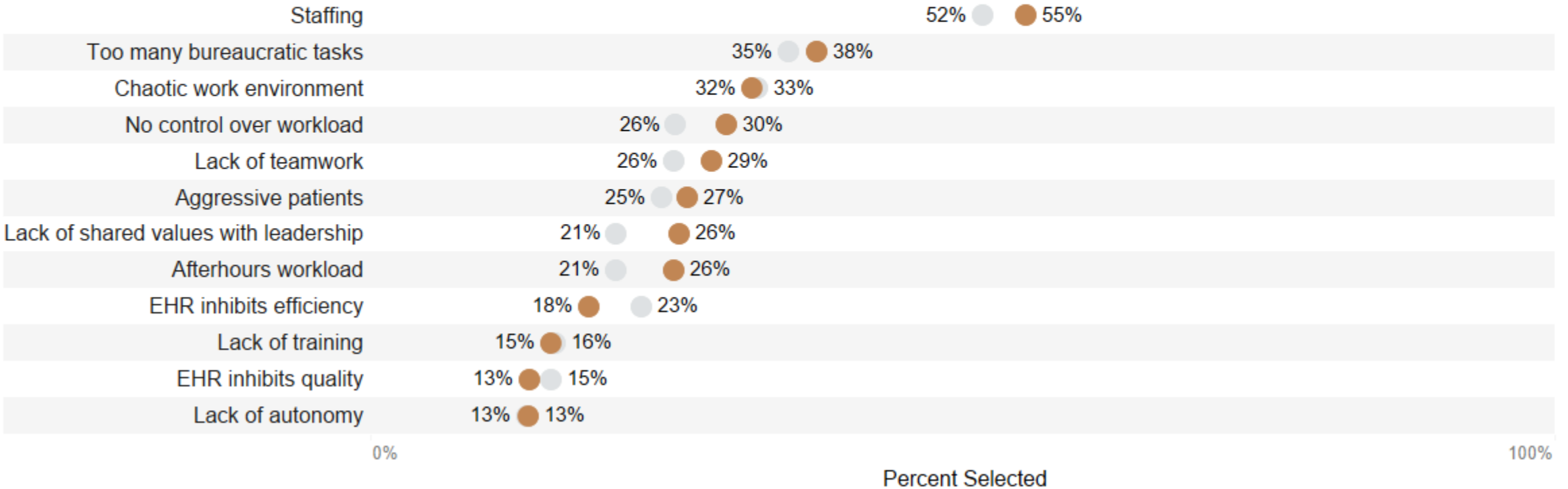
2025 Better Care Health; Allied health professionals



## User-Selected Contributors to Burnout

2025 Better Care Health

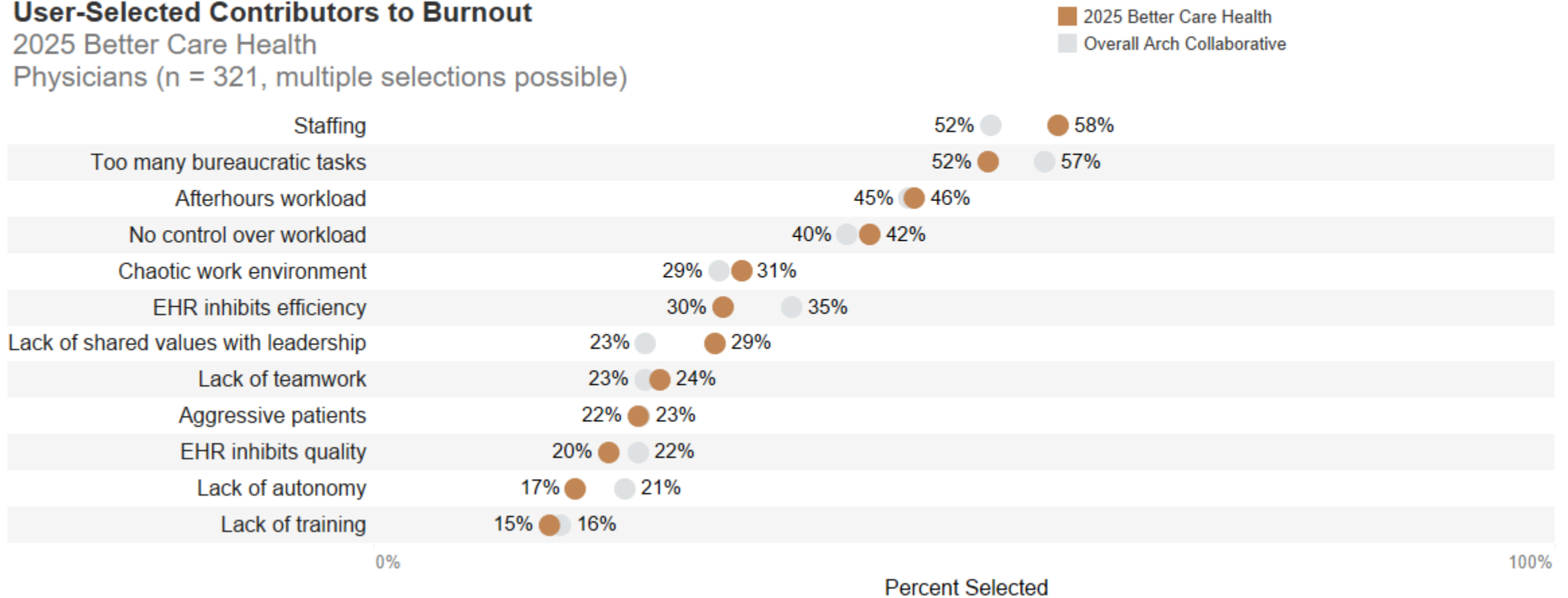
All respondents (n = 1,068, multiple selections possible)



## User-Selected Contributors to Burnout

2025 Better Care Health

Physicians (n = 321, multiple selections possible)

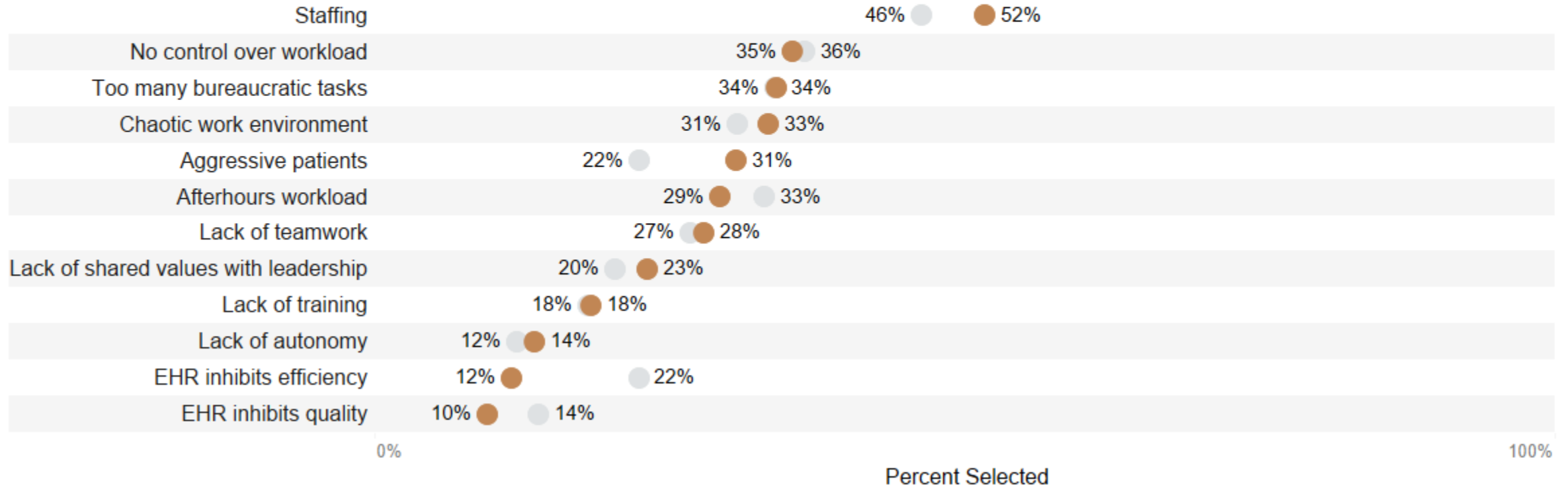


## User-Selected Contributors to Burnout

2025 Better Care Health

Advanced practice providers (n = 147, multiple selections possible)

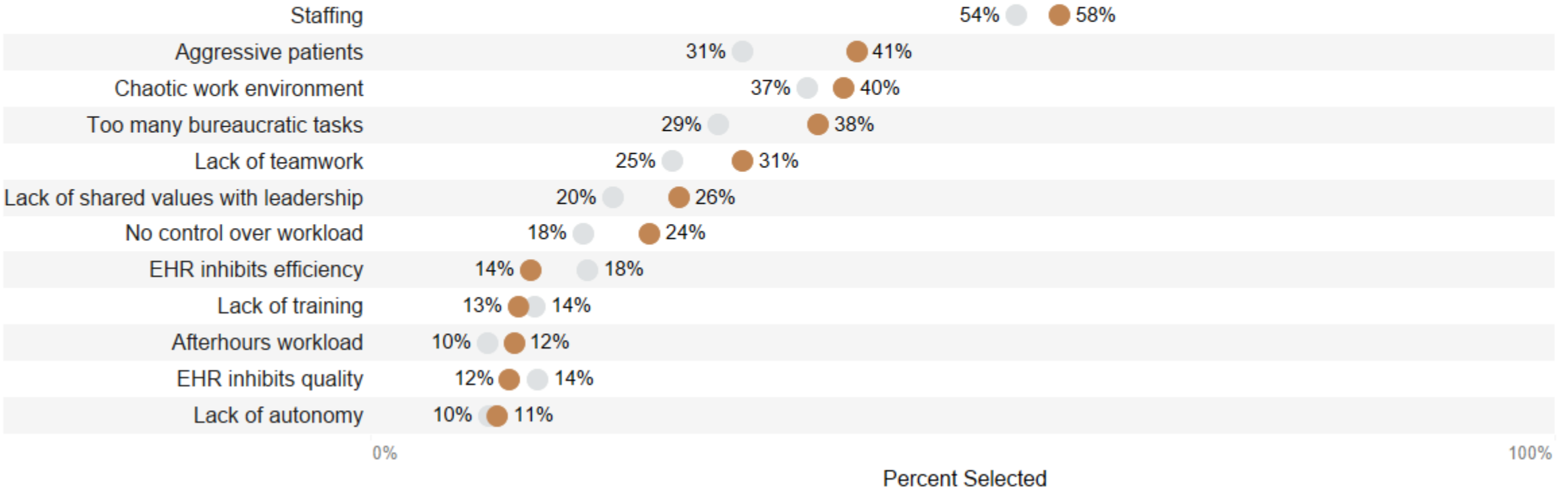
2025 Better Care Health  
Overall Arch Collaborative



## User-Selected Contributors to Burnout

2025 Better Care Health

Nurses (n = 280, multiple selections possible)



## User-Selected Contributors to Burnout

2025 Better Care Health

Allied health professionals (n = 223, multiple selections possible)

2025 Better Care Health  
Overall Arch Collaborative

